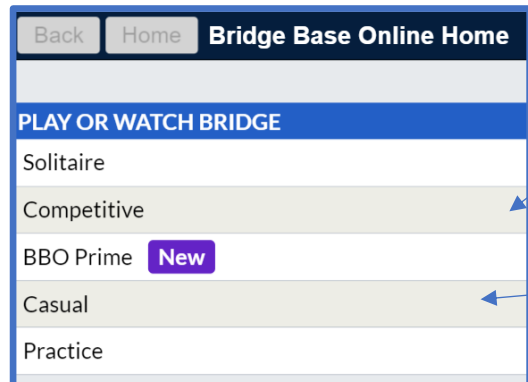


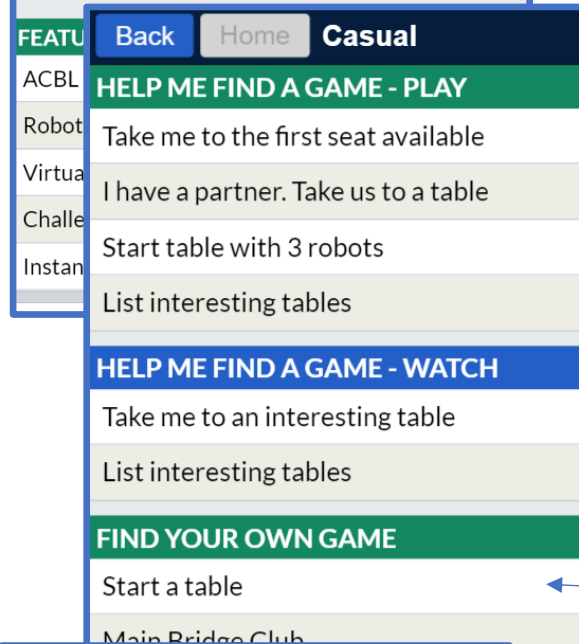
# Setting up a table in the Casual Room (Server)



When you log on – you are on the Main Server

If you click on Competitive, you remain on the Main Server – This is where Tournaments are held.

To play a Casual game (Pairs League) – you need to move to the Casual Server

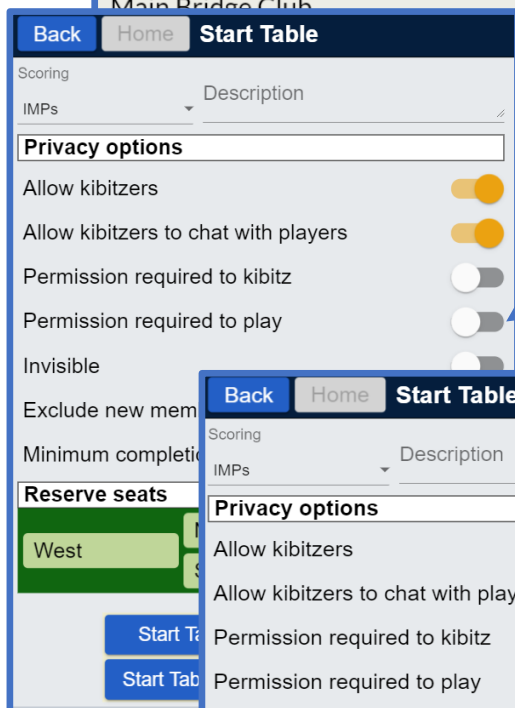


When you have clicked Casual – you are Moved to the Casual Server

To start a table:

1. Ensure all 3 players are on your friends list. Add them if not. Ask them to add you too.
2. Ensure they are all clicked onto the Casual Room – you should see them on your Friend list – if not go back to the Main Server, and see if they are there. Message them to Click Casual.

Click Start a Table



Ensure the table is locked, to stop people trying to sit there, especially if a player loses connection. Click – Permission required to Play  
The host will be able to Reject strangers, until the player finds their way back *(By looking for the Players name in the Main Bridge Club on the Casual Server)*

If you allow kibitzers, it enables helpers see what is happening, and therefore try and guide players back to the table if required.

Change the settings, to as shown.

Notice, locks appear next to the sitting positions.

Add the four players

Click – Start Table – Competitive game.

