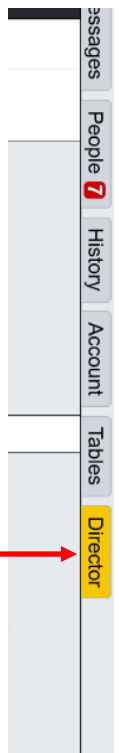


Cancelling a Teams Match.

One player sets up the games for all 8 players – they are the ‘Director’ – a tab will appear either down the right-hand side (or across the bottom if playing on a Tablet.)

The Director’s duties include setting up both matches, and also cancelling games, should something go wrong.



Case Study:

During a recent game, everyone was struggling to maintain a connection. The decision was taken to cancel the game, and set it up again.

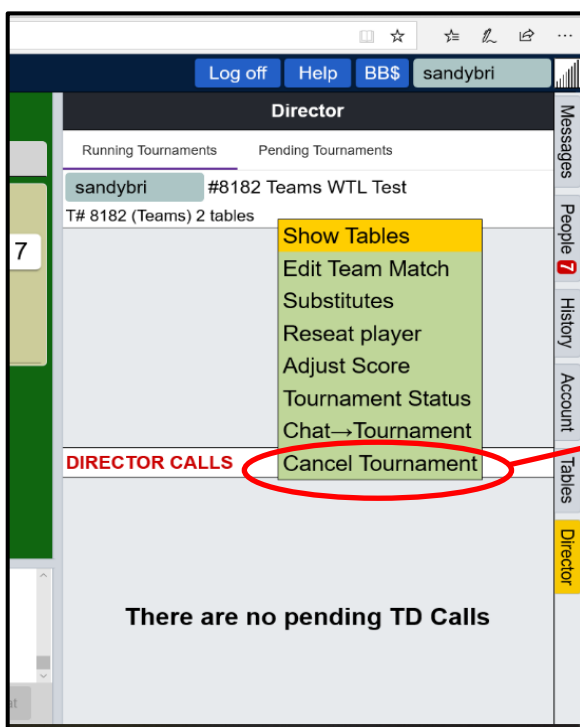
Warning – if a game is cancelled, no results are kept by BBO.

You should take a note of the contracts / scores as they are at that moment (a screenshot would be good) – only the boards played at both tables can be manually ‘carried forward’.

Agree the boards for which a result has been achieved.

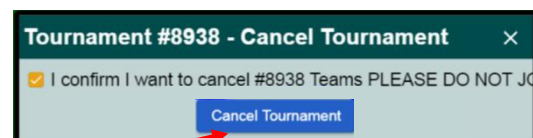
When the table is set up again, you only need to play the outstanding boards. Please note the minimum number of Boards that can be created in 3.

To cancel a game, the ‘Director’ needs to click on the Director’s tab (only visible to the Host). This game needs to be cancelled before another game can be created.



To cancel the game:

1. Click on Director
2. Click on the # Match number
3. The menu shown should appear.
4. Click on ‘Cancel Tournament’



Difference in points	IMPs
20-40	1
50-80	2
90-120	3
130-160	4
170-210	5
220-260	6
270-310	7
320-360	8
370-420	9
430-490	10
500-590	11
600-740	12
750-890	13
900-1090	14
1100-1290	15
1300-1490	16
1500-1740	17
1750-1990	18
2000-2240	19
2250-2490	20
2500-2990	21
3000-3490	22
3500-3990	23
4000+	24

To calculate the IMPS of ‘lost’ games, calculate the total matchpoints between the two tables, and convert to International match points (Imps) using the imp scale here.

e.g. +430 & -50 = +380 converts to 9 imps.