

BriAn Scoring Update 15th June 2026

This note is an addition ? amendment ? to the Club's BriAn Scorer Guide Dated June 2024.

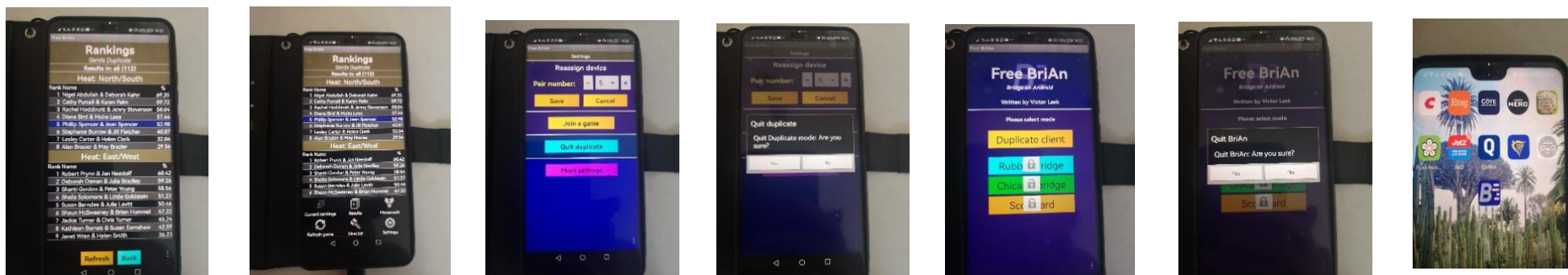
On several occasions recently at face-to-face sessions, in some scoring tablets the BriAn App has not been fully shut down before switching off the tablets' power at the end of the session.

When setting up the next session the resultant screen on entering the session code on the tablets has a message "Late entry Please enter your pair number" (See page 2)

This has resulted in having to reset the tablets which can prove time consuming if as many as 14 Tablets are needed and potentially delay the start of the session.

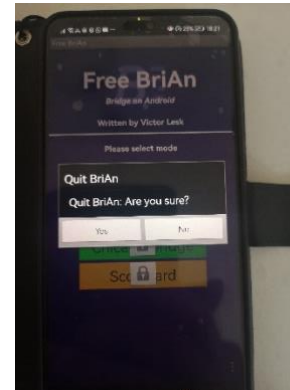
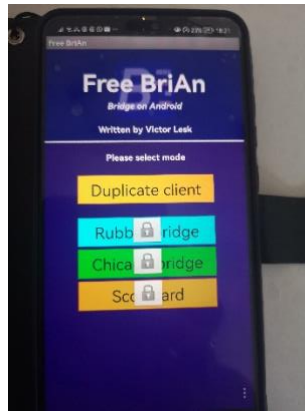
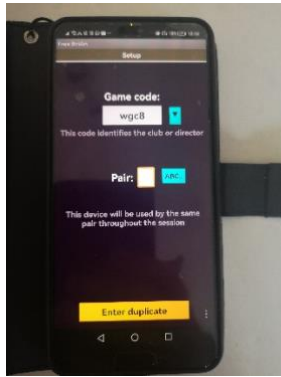
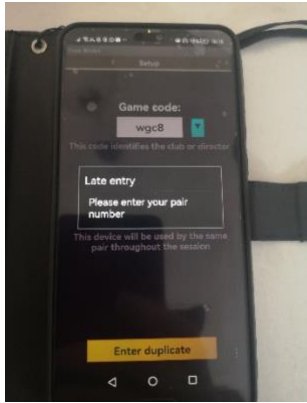
The reason for this is thought to be because the tablets are still logged in to the previous BriAn session.

Following the procedure below will ensure that the tablets are completely logged out from the BriAn APP.



1. At the end of the session the tablets will show the Rankings for the session or say "View rankings"
2. Tap the three dots at the bottom right of the rankings screen.
3. Tap Settings at the bottom right of the screen.
4. Tap Quit Duplicate – Blue bar in middle of screen.
5. Quit Duplicate mode . Are you sure? Tap Yes.
- 6. BriAn screen now shows – Tap triangular arrow on LHS of screen.**
7. Screen shows Quit BriAn : Are you sure? – Tap Yes and screen will return to show the BriAn Icon.

How To Reset Tablets If Showing “Please Enter Your Pair Number”



1. Tap the caption “Late entry – Please enter your pair number.”
2. On bottom LHS of “enter pair number screen” tap triangular arrow .
3. On bottom LHS of BriAn home screen tap triangular arrow.
4. Screen shows Quit BriAn : Are you sure? – Tap Yes and screen will return to show the BriAn Icon.