

BBO – Joining a WGC Duplicate session

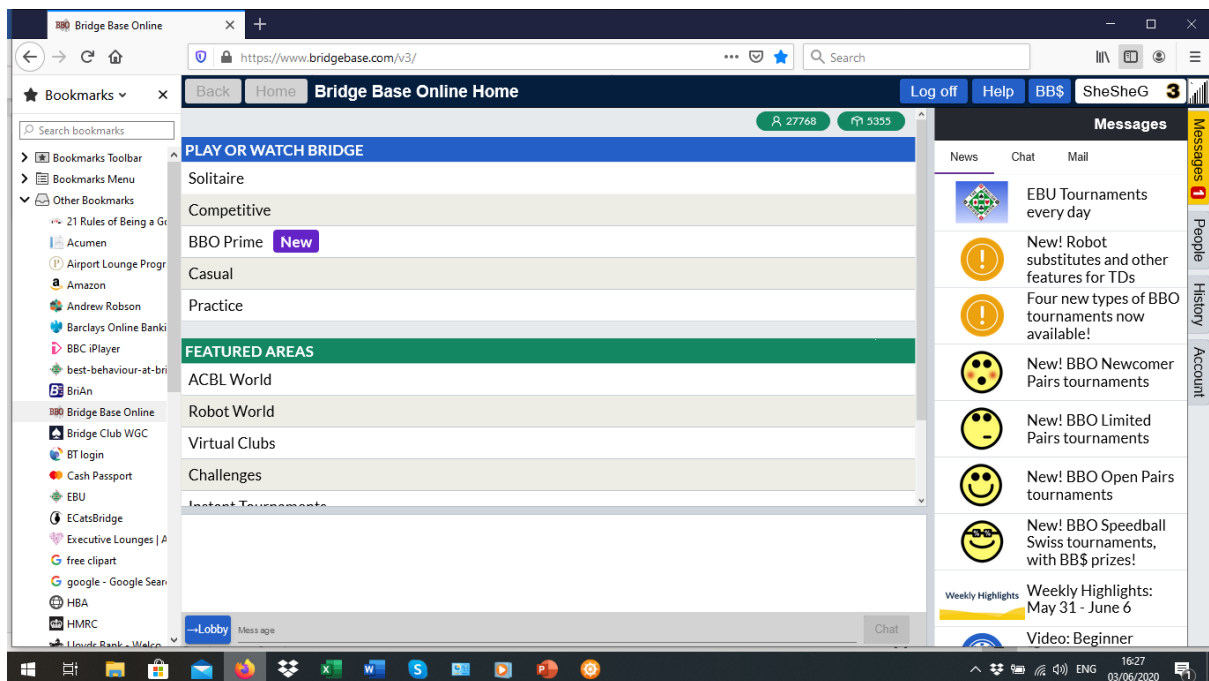
To play in our online Duplicate sessions:

You need to preregister your BBO username, your name and email with our Tournament Secretary, Graham Bull, grahambull@me.com (please note, playing in any of our online Duplicate events, or indeed Teams, you agree under Data Protection for your BBO User Name, name and email address to be held in the same way as your other confidential details in accordance with the Club's Privacy Policy, which is available online).

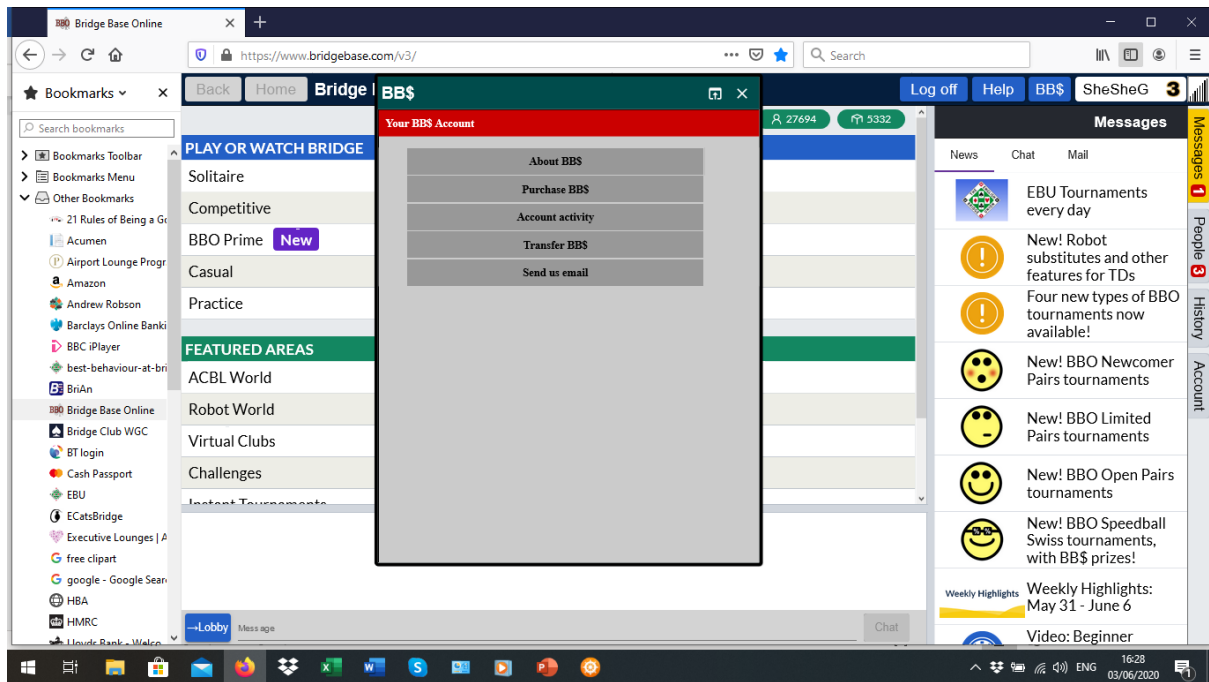
To enter one of the sessions, you need a partner and you both need to be logged on to BBO at least 15 minutes before the session starts. **You will both need some BBO dollars on your account.**

Please be aware that if you add credit via an iPad and the BBO app you will be charged an additional fee of about £5. It's best to load credit via the BBO website login.

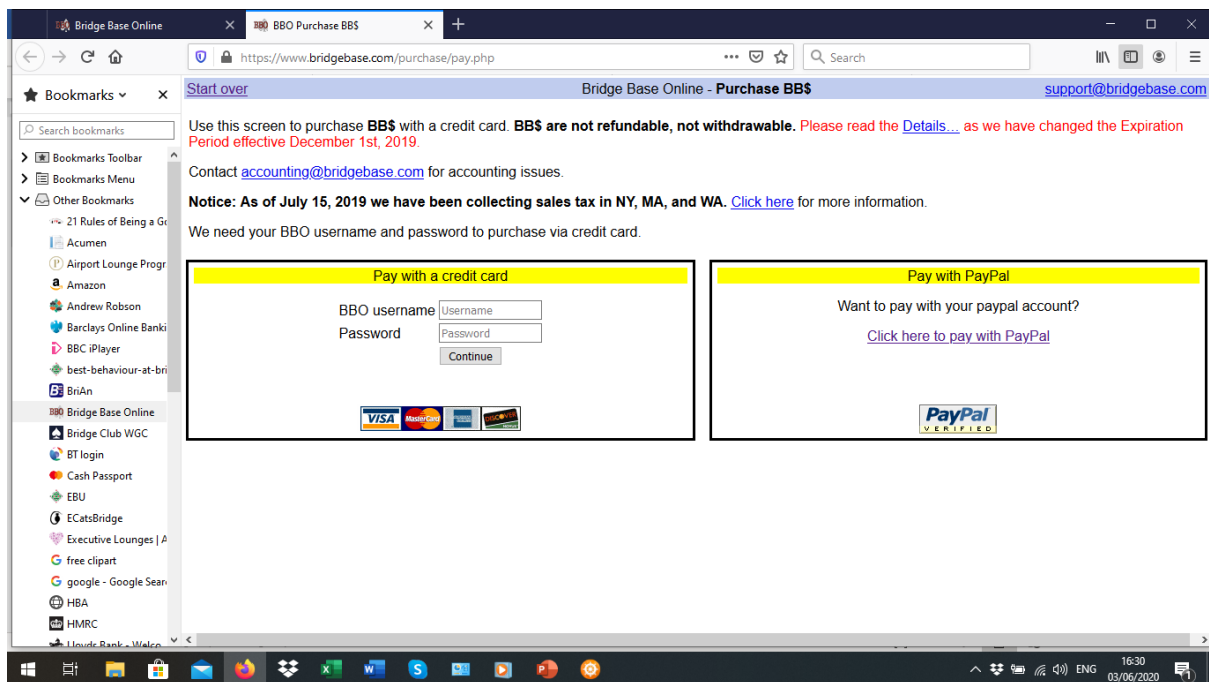
Top right of the screen, next to your UserName you'll see BB\$. Click on this:



BBO – Joining a WGC Duplicate session



And select Purchase BB\$ (second option down). That'll open a new window as below:



Purchase your BB\$ by your preferred method. Once you've finished you need to close this window (top of the screen and click the X on the white tab). Now you'll be back to the main screen:

Next, your partner or you then needs to invite the other. You do this by the following instructions:

Select Competitive (second option down):

Bridge Base Online Home

35120

6793

PLAY OR WATCH BRIDGE

Solitaire

Competitive

BBO Prime

New

Casual

Practice

FEATURED AREAS

ACBL World

Robot World

Virtual Clubs

Challenges

Instant Tournaments

Play

Messages

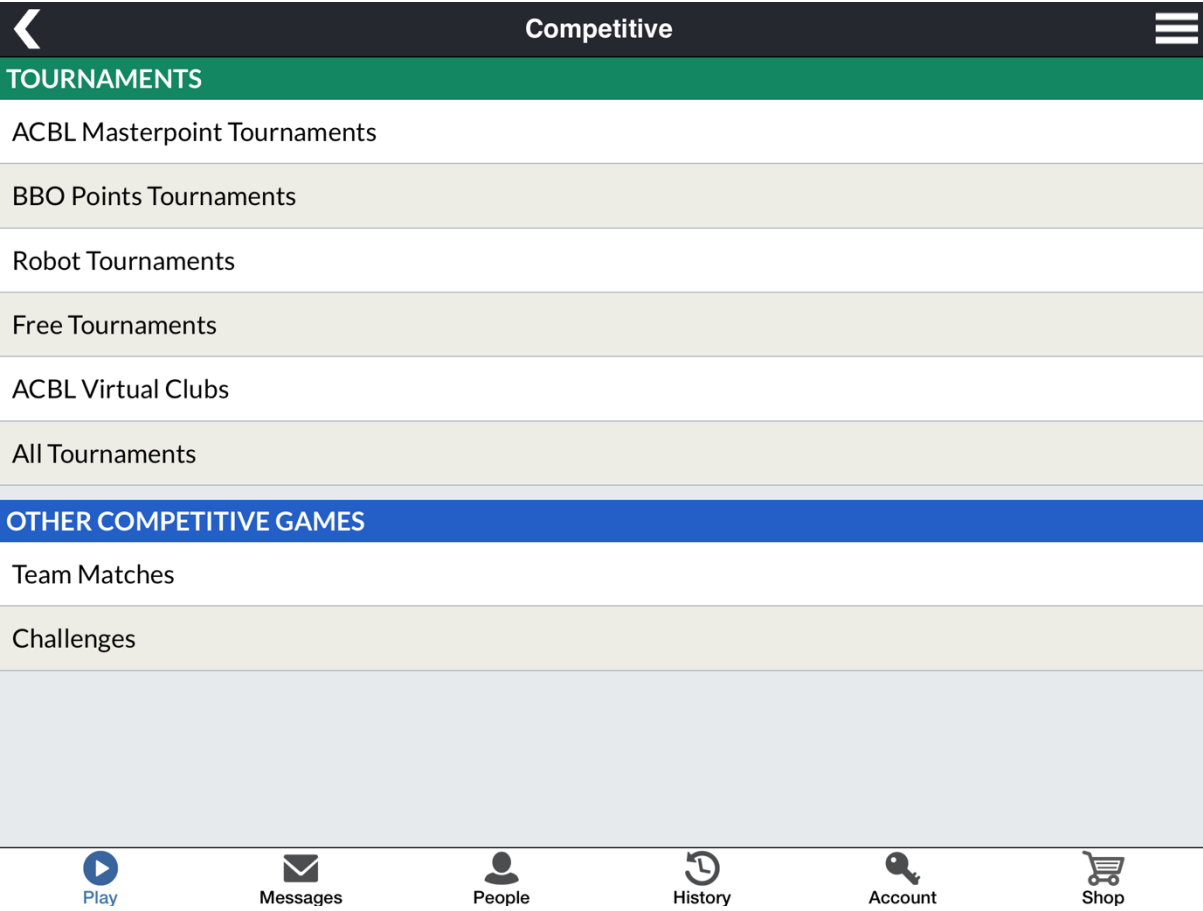
People

History

Account

Shop

Which takes you to this page. From here you select All Tournaments (bottom option):



BBO – Joining a WGC Duplicate session

On the righthand side of this screen you can see a Search option. Type in the name of the session you wish to join:

WGC Gentle Duplicate

WGC Club Duplicate

WGC Lazy Sunday Duplicate

You'll find as soon as you type WGC the session will appear. You can book a place up to about two hours before the start time. The fee is \$3 per person per session (ignore the fact it says Free below).

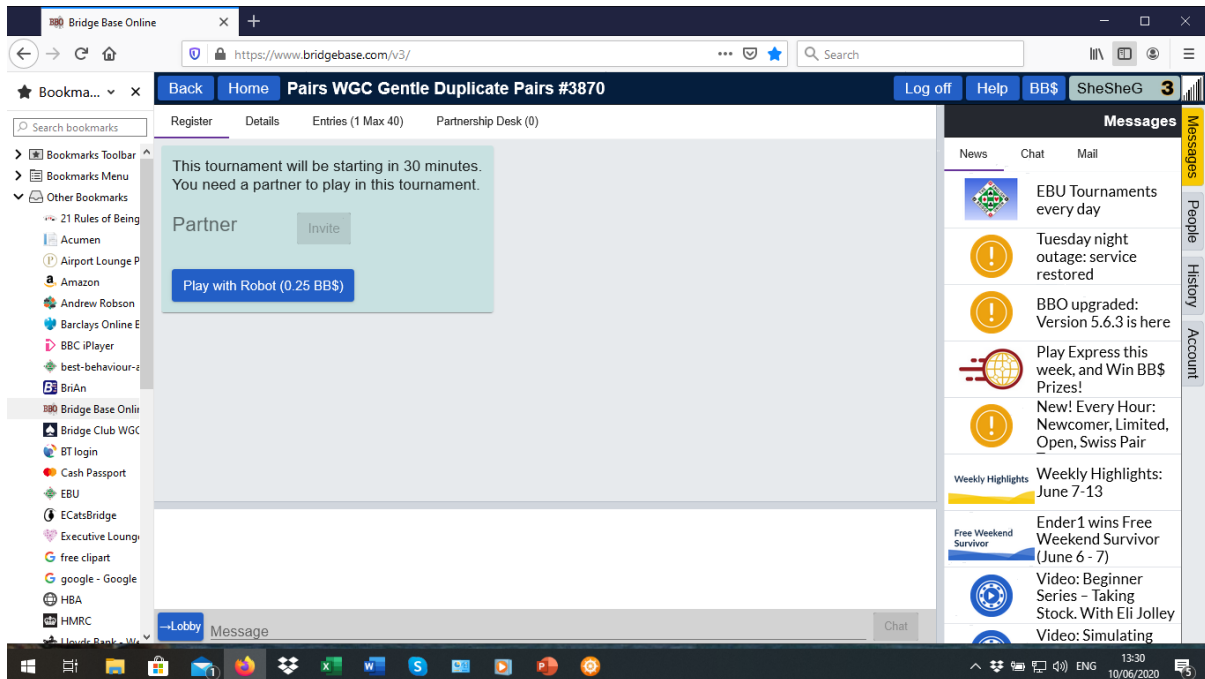
The screenshot shows the Bridge Base Online (BBO) website interface. The browser address bar displays <https://www.bridgebase.com/v3/>. The top navigation bar includes links for 'Back', 'Home', and 'All Tournaments', along with 'Log off', 'Help', 'BB\$', and a user profile 'SheSheG 3'. A search bar at the top right contains the text 'wgc'. Below the navigation bar, there are tabs for 'Pending', 'Running', and 'Complete'. The main content area displays a table with the following data:

Host	Title	Type	Start	Entries	Entry Fee
	Pairs WGC Gentle Duplicate Pairs #3870	Pairs	31	1	Free

Below the table, there is a 'Substitutes' button. The right sidebar features a 'Messages' section with 'News', 'Chat', and 'Mail' tabs. The 'News' tab is active, showing several announcements: 'EBU Tournaments every day', 'Tuesday night outage: service restored', 'BBO upgraded: Version 5.6.3 is here', 'Play Express this week, and Win BB\$ Prizes!', 'New! Every Hour: Newcomer, Limited, Open, Swiss Pair', 'Weekly Highlights: June 7-13', 'Free Weekend Survivor: Ender1 wins Free Weekend Survivor (June 6 - 7)', 'Video: Beginner Series - Taking Stock. With Eli Jolley', and 'Video: Simulating'.

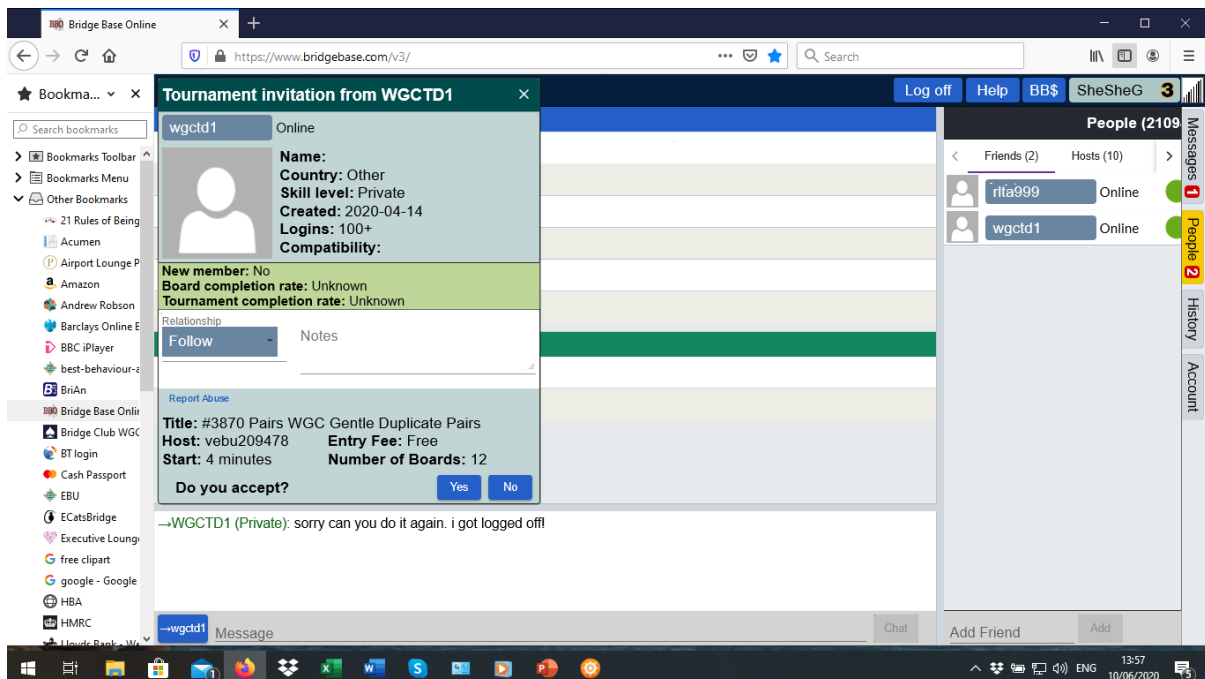
BBO – Joining a WGC Duplicate session

Double click the session and you'll then see an invite box. The one below is for our Wednesday Gentle Duplicate session.



Enter your partner's Username and click Invite. Ignore anything below this line.

If your partner is inviting you, then you'll receive a screen like below:



Just click Yes to 'Do you accept?'

Don't worry if you miss the invite as they can send it again. You won't be charged until you both are registered.

BBO – Joining a WGC Duplicate session

Now just sit tight. Nothing will happen until the session starts. **However, don't leave this area of the website. If you go into Casual, for example, you will no longer be visible for events.**

Although we will do our best to ensure that everyone gets a game, we have to have full tables when the session starts so anyone late will not be able to join. If we have a half table you may not be able to start.

At the session start time your current screen will clear and you will be taken to your table and off you go!

Once the game begins use the Chat screen to greet your opps, have a quick one liner basic explanation of your systems e.g. Standard Acol, 4CM and weak NT. The easiest way to do this is to type it once, highlight it and copy it. Then all you have to do is paste it each time you get new opps.

WGC is permitting the use of the Undo facility. We ask that players use this for a genuine mis click (see tips on how to set your bidding to a check feature). To ask for an Undo, click on the Blue box (with three white horizontal lines) top left of the screen and you'll see it is an option there.

See BBO Tips for more information on using the History tab, Chat screen etc.

Please note, it is not permitted to chat to your partner during the play of the hands by any other means than the BBO Chat screen.