

Adam Parrish shares some important advise to all learners.



<https://youtu.be/f4GGbhQk86o>

TIP OF THE WEEK: DEFENSIVE CLUES BEFORE LEADING

Defense involves logic, making a plan, choosing the right lead, and signaling correctly to your partner. To be a good defender, you have to look beyond the trick you're playing and **look at the whole picture.**

BEGINNERS

Listen to the Auction

- . What clues from the opponents' HCPs and hand shape can help us choose an appropriate strategy?
- . What did partner say/not say? (i.e. The absence of a bid when partner is known to have some values, suggest possible interest in a lower ranking suit that couldn't be conveniently bid).
- . What type of dummy do you expect? Balanced? Unbalanced?

Study Your Hand

- . Approximately, how many points does partner hold?
- . Count your potential defensive tricks. (i.e. Do you have a long suit? Length in trump suit? Can you stop a side suit one of the opponents bid?)
- . Always think, what do **we have**, **not** what do I have! Determine what cards partner needs to defeat the contract and play partner for those cards.

Auction
1H - 1S
3S - 4S

What do you know about the auction?
(i.e. **Dummy has a source of Heart tricks**)
Predict what the declarer will do with their losers.
How can you counter their plan?

Would an attacking or passive lead be more likely to succeed?

Passive Strategy —>

- Dummy doesn't have a long suit
- Opponents stop in a misfit
- Your partner is broke
- The bidding suggests that declarer is strong; dummy is weak
- You're defending 6NT

Do nothing new, for instance, continuing with the suit led when regaining the lead, or not opening up other suits.

Active Strategy —>

- Dummy or declarer may have a running suit
- You or your partner hold 4 trumps
- You want to stop dummy's ruffing power (i.e. lead trump)
- Dummy has taken a preference to declarer's 2nd suit and you have length in his first suit and some strength
- Dummy is weak and opponents are sacrificing

You're sure your tricks may disappear.

Leads Against Suit Contracts → Think Strength, not Length

- Usually passive unless there is an urgency to set up tricks (i.e. Opps have a long, side suit)
- Try not to blow tricks
- Lead what you think the field will lead
- If the bidding suggests a long suit in dummy, consider an aggressive lead (i.e. Lead from K42)

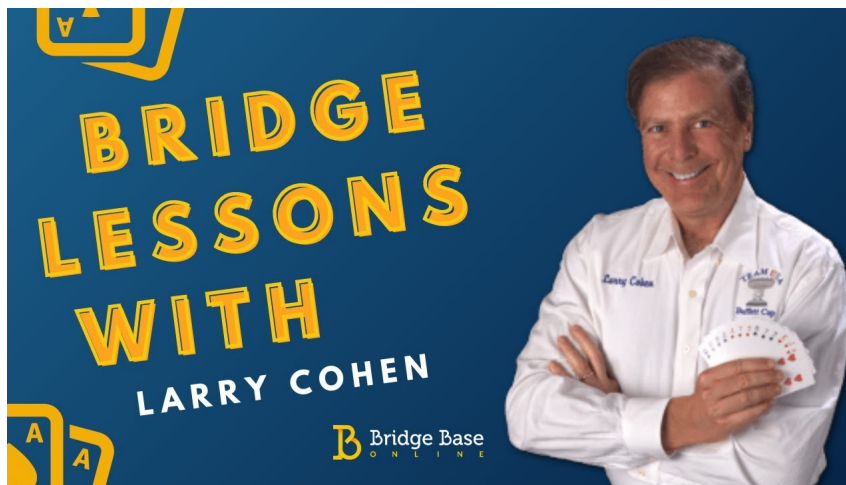
Leads Against NT → Lead a suit that has the best potential for making tricks through length

- Fourth best from your longest and strongest
- Lead aggressively when the opponents' bidding has told you they expect to make their contract (i.e. 1NT - 3NT)
- Lead passively, if the auction hints that the opponents have minimum values and no good source of tricks.

Choose a Lead → The card you lead paints a picture of your hand for partner. It suggests your strategy, and the length and quality of your suit. One article I read suggested...

“Look **not** for the best lead, but for the worst one. Then consider what what would be next worst, then what lead would be bad but still somewhat better. **When you have eliminated all the bad leads, the only one left in your hand must be right.**”

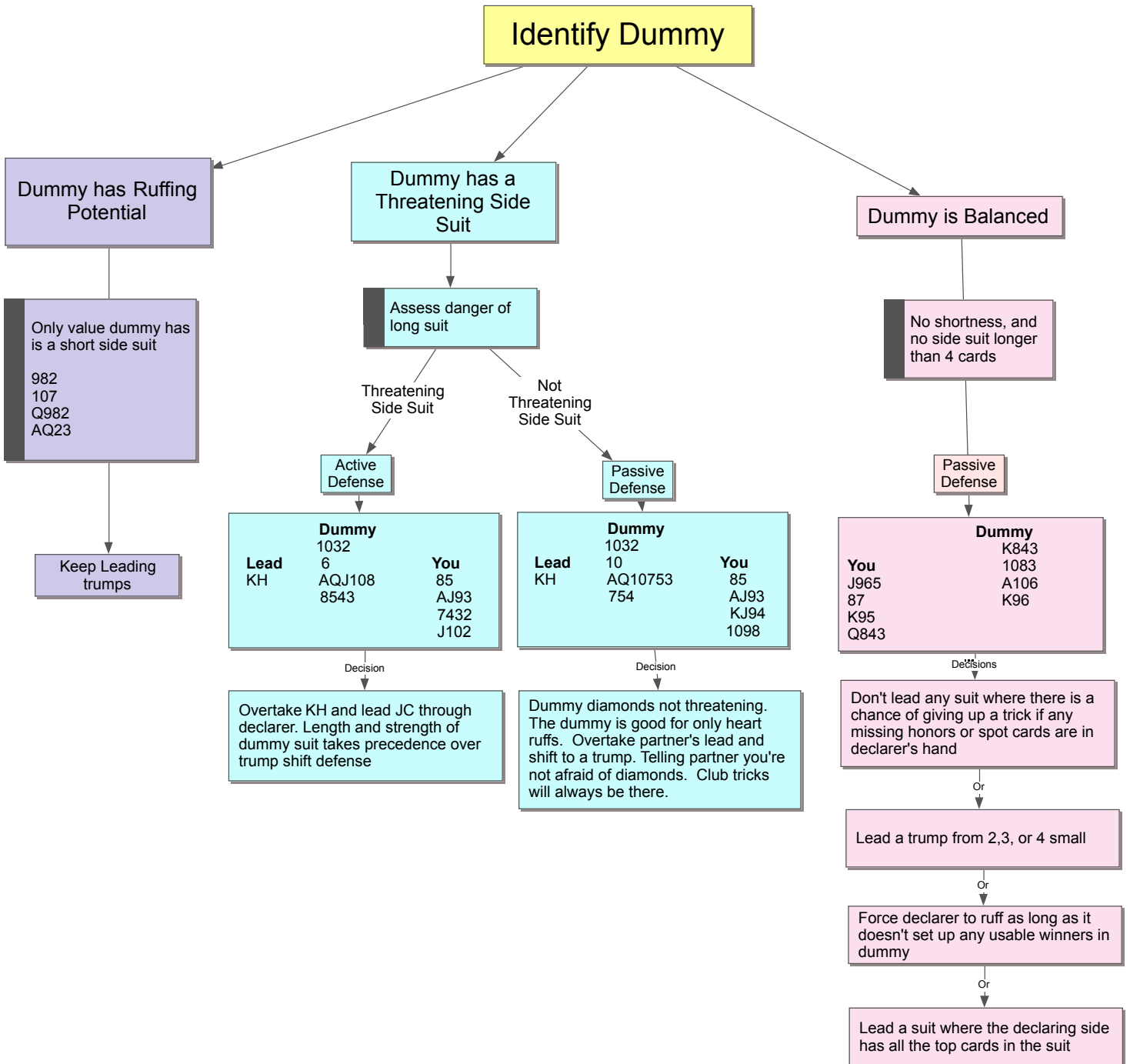
Basic Leads featuring Larry Cohen



<https://youtu.be/iOzzvLudHcc>

IMPROVING LEARNERS


Visualizing the type of dummy expected from the auction is crucial for good defense. Below, is a graphic organizer I created from Advanced Defense by Eddie Kantar.



Ready to watch some videos?

Bridge Vid

Enjoy! This weeks featured lesson: Killing Leads! Check out our website



www.bridgevid.com

[@bridgevid](#)

[bridge vid](#)

[Peter Hollands](#)

Teaching Board 1

N sliynk

W sliynk

E sliynk

S sliynk

9 4 K J 9 8 7 A Q K 10 8 5

♠ ♡ ♢ ♣ ♠ ♡ ♢ ♣ ♠ ♡ ♢ ♣

<https://youtu.be/dnkSMWix5u0>

Bridge Vid

Check out our website: www.bridgevid.com | Feel free to chat | Log In

Teaching Board 14

N sliynk

W sliynk

E sliynk

S sliynk

10 4 9 4 3 J 10 6 5 2 A Q 3

♠ ♡ ♢ ♣ ♠ ♡ ♢ ♣ ♠ ♡ ♢ ♣

www.bridgevid.com

[@bridgevid](#)

[bridgevid](#)



<https://youtu.be/61sDRnSsFfw>