

TIP OF THE WEEK: GET YOUR SIGNALS STRAIGHT!

BEGINNERS



ATTITUDE
COUNT
SUIT PREFERENCE

When partner leads a low card and dummy plays low, third hand can't worry about giving attitude or count, third hand just plays high to build tricks through promotion.

Which card we choose to play tells a story ...

THE ATTITUDE SIGNAL

WHEN?

1. When partner leads an honor.
2. When we are discarding

HOW?

1. Low card says you do not like the suit
2. High card says you like the suit

Source: [LearnBridgeNYC](#)
(A wonderful site to visit)

Count Signals are given when declarer is playing a suit. This Signal tells your partner if you have an even or an odd number of cards in a specific suit.

- . Playing high-low indicates an even number of cards
- . Playing low-high indicates an odd number of cards

This is **NOT** an attitude signal!

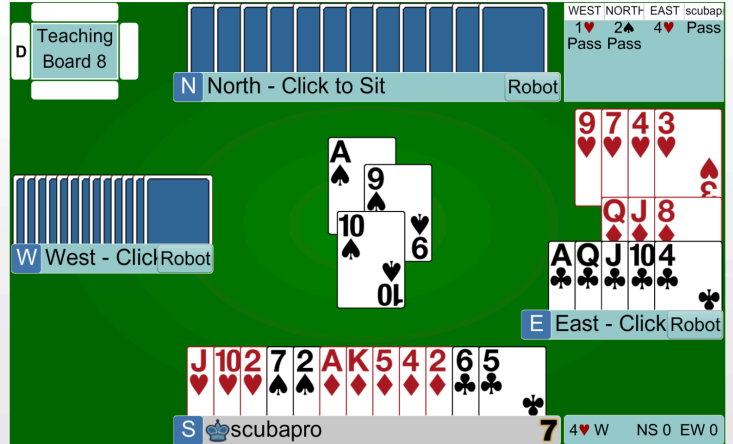
Rule: Whenever both defenders know that they will not be leading a suit again, there is no need for an Attitude Signal.

Think about this..... If we both know we're not going to continue playing a suit, then an Attitude signal is useless for us. So we use a different signal in this situation.

Suit Preference Signals are used when one or both sides of the partnership will not be leading a suit again during the play. The signal goes as follows:

- If we play a high card we are telling partner that we prefer the higher ranking suit left in dummy
- If we play a low card we are telling partner we prefer the lower ranking suit left in dummy

Note: In these circumstances we are excluding the trump suit and the suit both defenders know will not be led again. This will always leave 2 suits.



On this hand both North and South know that Spades will not be played again. (Dummy is Void) So the 10 of Spades is a suit preference signal. It says "I prefer the higher ranking suit left in dummy". **We exclude the trump suit and Spades on this hand.**

So South is telling partner to lead a Diamond on this hand. Clubs and Diamonds are left. Diamonds are Higher ranking than Clubs.

Source: Rob Barrington @ LearnBridgeNYC

The correct **order** of defensive signals is **Attitude** first, then **Count** with **Suit Preference** coming last.

If you would like to read more information on signals, click on the following articles by Robert Todd and David Lindop.

<https://www.betterbridge.com/misc/StandardArticles/Standard200911.pdf>

[https://static1.squarespace.com/static/5127d3d2e4b0b304f0b6db24/t/521a8107e4b06116fb7657cc/1377468679519/1+\(62\)+Defensive+Carding+and+Signals+-+UDCA.pdf](https://static1.squarespace.com/static/5127d3d2e4b0b304f0b6db24/t/521a8107e4b06116fb7657cc/1377468679519/1+(62)+Defensive+Carding+and+Signals+-+UDCA.pdf)

Join, Patty Tucker as she demonstrates the correct way to signal after Partner's Opening Lead



Bridge with Patty!

Bridge Discussion
Defensive Signaling

Patty Tucker
ABTA Master Bridge Teacher
Grand Life Master
www.bridgewithpatty.com


Bridge is our language.
Copyright ©2017 Bridge with Patty, LLC, All Rights Reserved.

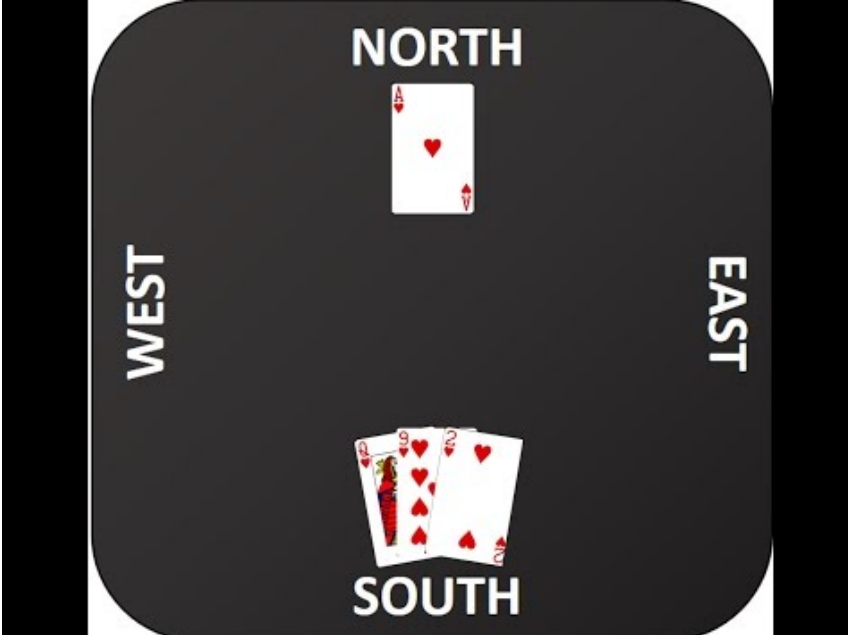


Whiteboard Series

- 'Book'
- 'Dec Jimmy'

<https://youtu.be/SdZS1nyX9ml>

Then, check out two videos by Rob Barrington



NORTH

WEST EAST

SOUTH

<https://youtu.be/GqzY4g--oic>


<div style="border: 2px solid red; padding: 5px; display: inline-block;">10_D</div>	N North ♠ 4 ♥ J106 ♦ J6543 ♣ 876	<table border="1"> <tr> <th>W</th> <th>N</th> <th>E</th> <th>S</th> </tr> <tr> <td>3♣</td> <td>P</td> <td>1♠</td> <td>2♣</td> </tr> <tr> <td>P</td> <td>P</td> <td>4♠</td> <td>P</td> </tr> </table>	W	N	E	S	3♣	P	1♠	2♣	P	P	4♠	P
	W	N	E	S										
3♣	P	1♠	2♣											
P	P	4♠	P											
W West ♠ K985 ♥ AQ985 ♦ 8 ♣ 43	<div style="text-align: center;">♦ Q</div> <div style="display: flex; justify-content: space-around;"> <div style="border: 1px solid black; padding: 2px;">♦ 7</div> <div style="border: 1px solid black; padding: 2px;">♦ 9</div> </div> <div style="text-align: center;">♦ A</div>	E East ♠ AQJ1032 ♥ K7 ♦ 10 ♣ K52												
	S South ♠ 76 ♥ 432 ♦ K2 ♣ AQJ109	4♠ E NS: 1 EW: 0												

<https://youtu.be/ioaD1eJA3-o>

IMPROVING LEARNERS

Encourage the lead if a shift to a different suit would be disastrous.

Discourage the lead if a shift to a side suit appears to be critical.



<https://youtu.be/lrWQhsT3ask>

More from Rob Barrington

(Source: LearnBridgeNYC)

Trump Suit Preference is a useful signal that can be made frequently and easily.

When the opponents are playing in a trump contract, they are usually going to draw trump relatively quickly. When we have worthless trump cards we can use them to tell partner something useful about our hand.

Rule: When we have worthless trump cards, the order in which we play them will tell partner which other suits we prefer.

You can make these signals very easily and they cost nothing when you have worthless trumps.

So on our hand to the right we have an opportunity to tell partner about our Diamond suit. We have already discouraged in Hearts (by playing the deuce to trick 1). So if we play the 9 of Spades we will tell partner we like the higher ranking suit remaining. (Clubs – Diamonds) If we play the 2, we will tell partner we like the lower ranking suit remaining.



How can you help Partner from incorrectly defending? Click, on the following article by Josh Dunn to find out.

https://webutil.bridgebase.com/v2/news_fetch.php?id=4967

Advanced Learners

Two More Signals to Improve Your Defense

<https://bridge-tips.co.il/wp-content/uploads/2020/09/Two-Signals-to-Help-Your-Defense.pdf>