

## Vanderbilt Bridge Club (VBC) BBO Game Results on the VBC website

As of May 16, 2020, the results, including bidding and play, from the VBC Online Virtual Club Games are available on the VBC website. These results include the names of the players and also show the masterpoints earned. All of the same analytics that we have used when playing in the club are now available for the BBO hands. The features include:

- All bids, including alerts/explanations
- All card play
- Bridge Solver Double Dummy Analysis (Play it Again) for your hands or any of your competitors hands
- Pictures of players
- 4-color coding of scoresheet percentages
- Table position (Declarer, Dummy, Leader, Defender) statistics
- Card distributions statistics (Balanced, Voids, Singletons, etc)
- Competitions by Individual, Pairs, Month, Year, Percentage, and Masterpoints

The screenshot shows the website for the Vanderbilt Bridge Club of Nashville (ACBL Unit 179, District 10). The header includes the ACBL logo and the club name. A navigation menu on the left lists various sections: Home Page, Information, New Player Information, Calendar, Club Calendar, Results, Competitions, Hand of the Week, Lessons, News Page, Members Only, Useful Links, VBC In Memoriam, Administration, and BridgeWebs. The main content area features a welcome message, a section for Online VBC Games Hosted by BBO, and a large 'SUSPENDED' stamp. A sidebar on the right displays 'Latest Results' and 'Masterpoint Races (As of 01/09/20)'. Red arrows and numbers 1, 2, and 3 point to specific elements: 1 points to the 'Latest Results' button, 2 points to the 'May 20, 2020' result box, and 3 points to the 'Results' menu item in the left sidebar.

**Results**

**May 20, 2020**  
#3588 Pairs VBC  
Nashville 0-1000

**May 19, 2020**  
#1993 Pairs  
Nashville-VBC  
Tues AM  
OpenNashville  
VB

Results may be viewed by clicking:

1 - The Latest Results button

2 - The Results icon in the lower right of the homepage

3 - The Results Menu on the left side of the screen

## Vanderbilt Bridge Club (VBC) BBO Game Results on the VBC website

If you click the results link indicated by arrow 1 or **2** on the homepage, you will see a page like this:

May 19, 2020					
#1993 Pairs Nashville-VBC Tues AM OpenNashville VB					
<a href="#">Ranking</a>		<a href="#">Scorecards</a>	<a href="#">Matrix</a>	<a href="#">Travellers</a>	<a href="#">Hands</a>
#1993 Pairs Nashville-VBC Tues AM OpenNashville VB					
Pos	No	Players	Match Points	Score %	Master Points
North / South					
1	1	Jack Ambach Jr & Coley McGinnis	171	67.86	1.20
2	2	Kevin Clark & Karen Kendrick	158	62.70	.84
3	3	Audrey Rice & Roy Berkon	131	51.98	.60
4	4	Harry Allen & Barbara Newman	128	50.79	
5	5	Alison Gembar & Linda Murdock	118	46.83	.33
6	6	Carole & Charles Chase	115	45.63	.24
7	7	Larry Averbuch & Kenneth Jacobs	113	44.84	
8	8	Marilyn Lorenz & Wanda Harlan	74	29.37	
East / West					
1	9	David Chamberlin & Donna Holt	149	59.13	1.20
2	10	Chris Panagopoulos & Art Lowen	147	58.33	.84
3	11	Rebecca Lowen & Phillip Vest	136	53.97	.60
4	12	Don Hasty & Bob Allard	131	51.98	
5	13	Anne Hitt & Jon Young	129	51.19	
6	14	Edie Walker & Kathryn Hasty	110	43.65	.33
7	15	Gale Srulevich & Grady Thurman	105	41.67	
8	16	Matthew Morgan & Mechel Frost	101	40.08	

You can click on any of the names to see their results. In this example, we will click on Kevin Clark & Karen Kendrick.


## Vanderbilt Bridge Club (VBC) BBO Game Results on the VBC website

May 19, 2020  
#1993 Pairs Nashville-VBC Tues AM OpenNashville VB

Ranking Scorecards Matrix Travellers Hands

Players Compare

**2 NS - K Clark & K Kendrick**



Board	Versus	Bid	By	Ld	Tks	+	-	Pts	%
1		3♠*	N	♥A	-1	100	7	50	
2	14 E Walker & K Hasty	4♠	S	♦K	-1	100	7	50	
3		2♠	N	♣Q	-1	50	8	57	
4		2♠*	W	♣A	-2	500	14	100	
5	16 M Morgan & M Frost	3♠*	N	♣K	3	730	14	100	
6		3♥	S	♣A	4	170	8	57	
7		3♠	W	♦4	4	170	6	43	
8	12 D Hasty & B Allard	3♦	N	♣A	-2	100	5	36	
9		3NT	E	♣6	4	630	2	14	
10		2♣	E	♥3	4	130	8	57	
11	10 C Panagopoulos & A Lowen	2♦	S	♦4	3	110	13	93	
12		3NT	S	♦J	-1	100	1	7	
13		3NT	E	♦K	-2	200	14	100	
14	15 G Srulevich & G Thurman	5♦	W	♣A	-2	100	11	79	
15		5♥	W	♣A	5	450	7	50	
16		3NT	S	♣K	4	430	14	100	
17	9 D Chamberlin & D Holt	4♥	S	♣K	4	420	10	71	
18		2♥	W	♣2	3	140	9	64	
<b>Total +62.7% 158</b>									

Player	Played As	Bds	Ave	Card Analysis
Kevin Clark	Declarer	4	61%	HCP 9.61
	Dummy	6	63%	Balanced 9
	Lead	5	67%	Voids 2
	Defender	3	57%	Singletons 3
				2 16
				3 20
				4 20
				5 8
				6 2
				7 1
Karen Kendrick	Declarer	6	63%	HCP 10.56

Close More Details

1 2 3 4 5 6 7 8 9 10 11 12  
13 14 15 16 17 18

<< Previous Next >>

Dlr: North  
Vul: None

♠ K J 9 7 6 5 4  
♥ 8 7 5  
♦ - -  
♣ Q 4 3

Optimum  
EW  
3D+1,W  
3C+1

♠ Q 3  
♥ 4 3  
♦ A J 9 5 3  
♣ K 10 8 6

W NORTH E  
S 1 A S  
T SOUTH T

♠ 8 2  
♥ A K Q 2  
♦ Q 7 6  
♣ A 9 7 2

6 10 15  
9

♠ A 10  
♥ J 10 9 6  
♦ K 10 8 4 2  
♣ J 5

♠ ♣ ♥ ♦ N  
N - - - 1 -  
S - - - 1 -  
E 3 4 1 - -  
W 4 4 2 - -

View Larger Play it again

**Board No 1 None Vul Dealer North**

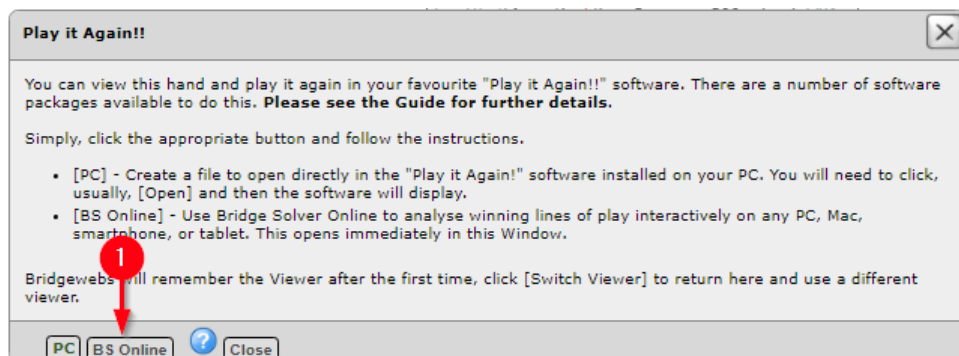
NS	EW	Bid	By	Ld	Tks	+Sc	-	Play
3	10	3NT	W	♣6	-3	150	14	0 Play
4	15	3♠	N	♥A	3	140	12	2 Play
6	13	5♦	W	♣3	-1	50	10	4 Play
2	14	3♠*	N	♥A	-1	100	7	7 Play
1	16	3♠*	N	♥K	-1	100	7	7 Play
7	9	4♦	W	♠7	4	130	4	10 Play
5	11	4♠*	N	♥A	-2	300	2	12 Play
8	12	3NT	E	♦4	3	400	0	14 Play

2 1

Bridge Base Online (BBO) results include the bidding and play of each board. To view these results, click the play link (Arrow 1). The "Play it again" button, (Arrow 2) is different and will not provide the bidding and play captured by BBO.

If you hover (position your computer cursor) over the pair numbers in the traveler, you will see the names of the players. Click the Play link indicated by Arrow 1 for the pair you want to view. In this example, we will click on the play link of the highlighted pair (Kevin & Karen).

## Vanderbilt Bridge Club (VBC) BBO Game Results on the VBC website



The first time you use the Play it again software, the system will ask if you have some other software installed on your PC. Our recommendation is to click the BS Online button (Arrow 1). This will not install anything on your computer.

You will then see the following screen:

**Bridge Solver Online**

May 19, 2020  
#1993 Pairs Nashville-VBC Tues AM OpenNashville VB

N: GoodhandC  
S: kkricks  
E: ewwwalk  
W: kath1945

**Optimum:**  
EW 3D+1,W 3C+1; -130  
LoTT: 17-17 = 0

Hand 1 (North): ♠ Q 3, ♥ 4 3, ♦ A J 9 5 3, ♣ K 10 8 6

Hand 2 (South): ♠ A 10, ♥ J 10 9 6, ♦ K 10 8 4 2, ♣ J 5

Bidding:

	W	N	E	S
Pass	3S	x	Pass	Pass

Play: 3Sx-1 by N

Results: NS: 50.00% EW: 50.00%

Buttons: Edit, **Play**, Options, Help, Analyse

Bottom: Switch Viewer, Open Window, Close

1 – Bridge Base Online IDs

2 – Bidding: If a bid is highlighted in yellow, hover over it to see the self alert.

3 – Play button: In this case the contract was 3♠ doubled by North going down 1. You click this Play button to see the cards that were actually played at the table. (not to be confused with the other Play button pointed to by arrow 5)

4 – Results percentage

5 – Play button: This play button lets you use Bridge Solver to play the hand at other contracts. This is not the button to press if you want to see what happened at the table.

We shall click the "Play: 3Sx-1 by N" button which will display the screen shown on the following page.

## Vanderbilt Bridge Club (VBC) BBO Game Results on the VBC website

Bridge Solver Online

May 19, 2020  
#1993 Pairs Nashville-VBC Tues AM OpenNashville VB

N: GoodhandC  
S: kkricks  
E: ewwalk  
W: kath1945

Optimum:  
EW 3D+1,W 3C+1; -130  
LoTT: 17-17 = 0

♠ K J 9 7 6 5 4  
♥ 8 7 5  
♦  
♣ Q 4 3

♠ Q 3  
♥ 4 3  
♦ A J 9 5 3  
♣ K 10 8 6

10 6 15  
9

♠ A 10  
♥ J 10 9 6  
♦ K 10 8 4 2  
♣ J 5

Contract: 3♠ x by N  
NS Tricks: 0  
EW Tricks: 0

♠ 8<sub>6</sub> 2<sub>6</sub>  
♥ A<sub>6</sub> K<sub>6</sub> Q<sub>6</sub> 2<sub>5</sub>  
♦ Q<sub>6</sub> 7<sub>6</sub> 6<sub>6</sub>  
♣ A<sub>5</sub> 9<sub>5</sub> 7<sub>5</sub> 2<sub>5</sub>

	♠	♥	♦	♣	NT
N	-	-	-	1	-
S	-	-	-	1	-
E	3	4	1	-	-
W	4	4	2	-	-

< Stop > Options Help

Switch Viewer Open Window Close

1 – Contract

2 – Trick count

3 – Card played is indicated by an asterisk (\*). Green cards are optimal. The lead here was the ♥A.

4 – If the leader had led one of the yellow cards, the lead would not have been optimal.

5 – Double Dummy possible trick table. The highlighted square is the number of tricks possible by the declarer in that strain.

6 – Unplay (go back) a card

7 – Stop to leave play mode

8 – Play the next card.

The subscript on the green and yellow cards shows the number of tricks that will be made, by declarer or the defenders, if this card is played and all subsequent cards played by declarer and the defenders are green cards.

You can play any card you want by clicking the card. Once you play a card that was different from what was actually played, you will have to manually click all subsequent cards to see how the play would progress. Use the unplay (“<”) button to back up a card.

In this example, we shall step through the play using the Play the next card button (“>”).

## Vanderbilt Bridge Club (VBC) BBO Game Results on the VBC website


<p>Bridge Solver Online</p> <p>May 19, 2020 #1993 Pairs Nashville-VBC Tues AM OpenNashville VB</p> <p>N: GoodhandC S: kkricks E: ewwalk W: kath1945</p> <p>Optimum: EW 3D+1,W 3C+1; -130 LoTT: 17-17 = 0</p> <p>♠ Q 3 ♥ 4 3 ♦ A J 9 5 3 ♣ K 10 8 6</p> <p>10      6      15           9</p> <p>♠ K J 9 7 6 5 4 ♥ 8 7 5 ♦ ♣ Q 4 3</p> <p>Contract: 3♠x by N NS Tricks: 0 EW Tricks: 0</p> <p>♠ 8 2 ♥ A K Q 2 ♦ Q 7 6 ♣ A 9 7 2</p> <p>♠ A 10 ♥ J 10 7 9 6 ♦ K 10 8 4 2 ♣ J 5</p> <p>1      2      3</p> <p>&lt; Stop &gt; Options Help</p>	<p>1 – The ♥A has a light blue background indicating it has already been played and is part of the current trick.</p> <p>2 – The ♥6 (see asterisk) was played at this table.</p> <p>3 – We continue stepping through the hand by clicking the "&gt;" button.</p>
<p>Bridge Solver Online</p> <p>May 19, 2020 #1993 Pairs Nashville-VBC Tues AM OpenNashville VB</p> <p>N: GoodhandC S: kkricks E: ewwalk W: kath1945</p> <p>Optimum: EW 3D+1,W 3C+1; -130 LoTT: 17-17 = 0</p> <p>♠ Q 3 ♥ 4 3 ♦ A J 9 5 3 ♣ K 10 8 6</p> <p>10      6      15           9</p> <p>♠ K J 9 7 6 5 4 ♥ 8 7 5 ♦ ♣ Q 4 3</p> <p>Contract: 3♠x by N NS Tricks: 0 EW Tricks: 3</p> <p>♠ 8<sub>s</sub> 2<sub>s</sub> ♥ A K Q 2<sub>s</sub> ♦ Q<sub>s</sub> 7<sub>s</sub> 6<sub>s</sub> ♣ A<sub>s</sub> 9<sub>s</sub> 7<sub>s</sub> 2<sub>s</sub></p> <p>1      2      3</p> <p>&lt; Stop &gt; Options Help</p>	<p>1 – EW has made 3 tricks and East is on lead</p> <p>2 – EW can make 6 tricks if East had chosen to play the ♥2 at trick 4</p> <p>3 – East actually played the ♦6.</p>

## Vanderbilt Bridge Club (VBC) BBO Game Results on the VBC website

<div>Bridge Solver Online</div> <div>May 19, 2020</div> <div>#1993 Pairs Nashville-VBC Tues AM OpenNashville VB</div> <div><div>N: GoodhandC S: kkracks E: ewwalk W: kath1945</div><div>Optimum: EW 3D+1,W 3C+1; -130 LoTT: 17-17 = 0</div><div><div><div>♠ Q 3 ♥ 4 3 ♦ A<sub>4</sub> J<sub>5</sub> 9 5<sub>4</sub> 3<sub>4</sub> ♣ K 10 8 6</div><div>1</div><div><div>♠ 8 2 ♥ A K Q 2 ♦ Q 7 6 ♣ A 9 7 2</div><div><div><div>♠ ♥ ♦ ♣ NT</div><div><div>N- - - 1 -</div><div>S- - - 1 -</div><div>E3 4 1 - -</div><div>W4 4 2 - -</div></div></div></div><div><div>10615 9</div><div>♠ A 10 ♥ J 10 9 6 ♦ K 10 8 4 2 ♣ J 5</div><div><div>&lt;Stop&gt;OptionsHelp</div></div></div></div></div></div></div>	<div>1 – West played the ♦A which gives N/S the opportunity to make 9 tricks</div>
<div>Bridge Solver Online</div> <div>May 19, 2020</div> <div>#1993 Pairs Nashville-VBC Tues AM OpenNashville VB</div> <div><div>N: GoodhandC S: kkracks E: ewwalk W: kath1945</div><div>Optimum: EW 3D+1,W 3C+1; -130 LoTT: 17-17 = 0</div><div><div><div>♠ K<sub>9</sub> J<sub>8</sub> 9<sub>8</sub> 7<sub>8</sub> 6<sub>8</sub> 5<sub>8</sub> 4<sub>8</sub> ♥ 8 7 5 ♦ ♣ Q<sub>8</sub> 4<sub>8</sub> 3<sub>8</sub></div><div><div>321</div></div><div><div>♠ 8 2 ♥ A K Q 2 ♦ Q 7 6 ♣ A 9 7 2</div><div><div><div>♠ ♥ ♦ ♣ NT</div><div><div>N- - - 1 -</div><div>S- - - 1 -</div><div>E3 4 1 - -</div><div>W4 4 2 - -</div></div></div></div><div><div>10615 9</div><div>♠ A 10 ♥ J 10 9 6 ♦ K 10 8 4 2 ♣ J 5</div><div><div>&lt;Stop&gt;OptionsHelp</div></div></div></div></div></div></div>	<div>1 – North won trick 4 with the ♠4</div> <div>2 – North led the ♠5 and ended up making 8 tricks, down 1 doubled.</div> <div>3 – North could have played the ♠K and crossed to the board to the ♠A, and since the spades divided 2-2, he could then cash the ♥J and ♦K, making 3♠ doubled in the North. It is important to note that the double dummy makeable tricks are not always the best play from a probability perspective, but from the actual distribution of the cards.</div>



## Vanderbilt Bridge Club (VBC) BBO Game Results on the VBC website



**ACBL**  **Vanderbilt Bridge Club of Nashville**  
(ACBL Unit 179, District 10)

May 19, 2020  
#1993 Pairs Nashville-VBC Tues AM OpenNashville VB

[Ranking](#) [Scorecards](#) [Matrix](#) [Travellers](#) [Hands](#)

[Players](#) [Compare](#)

2 NS - K Clark & K Kendrick

Dir: North  
Vul: None

♠ K J 9 7 6 5 4  
♥ 8 7 5  
♦ - -  
♣ Q 4 3

Optir  
EV  
3D+  
3C

1 – In addition to seeing any of the bids and cards played, the VBC website provides the Bridge Solver Online Statistics page which may be accessed by clicking the graph icon.

**Bridge Solver Online**

[Play It Again](#) [All Pairs](#) [Personal](#) [Board](#) [Go To..](#) [Help](#)

May 19, 2020  
#1993 Pairs Nashville-VBC Tues AM OpenNashville VB

Sort By Role Kevin Clark & Karen Kendrick - NS Pair 2

Bd	Vs	Bid	By	Ld	Tricks	DD Tricks(ETF)	Percentage
<b>Declarer - Kevin C</b>							
1	14	35*	N	AH	8	-1	50%
3	14	2S	N	QC	7	-1	57%
5	16	35*	N	KC	9	-1	100%
8	12	3D	N	AS	7	-2	36%
<b>Declarer - Karen K</b>							
2	14	4S	S	KD	9	-1	50%
6	16	3H	S	AC	10	+1	57%
11	10	2D	S	4D	9	+1	93%
12	10	3NT	S	JD	8	-1	7%
16	9	3NT	S	KS	10	+1	100%
17	9	4H	S	KS	10	=	71%
<b>Defending - Kevin C on lead</b>							
4	16	25*	W	AC	6	-2	100%
7	12	3S	W	4D	10	+1	43%
14	15	5D	W	AS	9	-2	79%
15	15	5H	W	AS	11	=	50%
18	9	2H	W	2C	9	+1	64%
<b>Defending - Karen K on lead</b>							
9	12	3NT	E	6S	10	+1	14%
10	10	2C	E	3H	10	+2	57%
13	15	3NT	E	KD	7	-2	100%
<b>Passed, or no contract available</b>							

ETF is the number of tricks made by the current pair, as declarer or defenders, relative to the double dummy target for a particular contract. Adjusted ETF is calculated relative to a revised double dummy target that depends on the actual lead made by the defenders of a contract.

**Summary**

**Declarer - Kevin C**  
Boards: 4  
Avg Percentage: 61%  
% of Boards with ETF >=0 : 50%  
Avg ETF: -0.25

**Declarer - Karen K**  
Boards: 6  
Avg Percentage: 63%  
% of Boards with ETF >=0 : 83%  
Avg ETF: 0.17

**Defending - Kevin C on lead**  
Boards: 5  
Avg Percentage: 67%  
% of Boards with ETF >=0 : 100%  
Avg ETF: 0.00

**Defending - Karen K on lead**  
Boards: 3  
Avg Percentage: 57%  
% of Boards with ETF >=0 : 67%  
Avg ETF: 0.33

**Passed, or no contract available**  
Boards: 0  
Avg Percentage: N/A  
% of Boards with ETF >=0 : No Data  
Avg ETF: No Data

**Overall Result:**  
Boards: 18  
Avg Percentage: 63%  
% of Boards with ETF >=0 : 78%  
Avg ETF: 0.06

1 – The help button provides extensive information about all of these statistics.



## Vanderbilt Bridge Club (VBC) BBO Game Results on the VBC website

**Bridge Solver Online**

**Play It Again** **All Pairs** **Personal** **Board** **<** **Go To..** **>** **Help**

May 19, 2020  
**#1993 Pairs Nashville-VBC Tues AM OpenNashville VB**  
 Board 1, comparison for NS pair 2 (Kevin Clark and Karen Kendrick)  
 50%

Contract was 3S\* by N (Kevin Clark) making 8 tricks (1 off), 1 more than predicted by double dummy analysis. There were 3 higher scoring and 3 lower scoring pairs on this board.

Contract	Declarer	Frequency	Min/Max NS Percentage
5D	W	1	71%
4S*	N	1	14%
4D	W	1	29%
3NT	E	1	0%
3NT	W	1	100%
3S*	N	2	50%
3S	N	1	86%

Pairs	Contract	Making	Double Dummy	Score	Percentage						
NS	EW	Bid	By	Lead	Tks	Over	Target	Made	(NS)	NS	EW
6	13	5D	W	3C	10	-1	11(10)	-1(=)	50	71%	29%
5	11	4S*	N	AH	8	-2	7	+1	-300	14%	86%
7	9	4D	W	7S	10	=	10	=	-130	29%	71%
8	12	3NT	E	4D	9	=	9(6)	=(+3)	-400	0%	100%
3	10	3NT	W	6S	6	-3	6	=	150	100%	0%
1	16	3S*	N	KH	8	-1	7	+1	-100	50%	50%
2	14	3S*	N	AH	8	-1	7	+1	-100	50%	50%
4	15	3S	N	AH	9	=	7	+2	140	86%	14%
										--- Optimum Contract ---	
										--- Optimum Contract ---	

Dir: N  
 Vul: None

♠ K397654  
 ♥ 875  
 ♦ Q43  
 ♣ Q3

♠ 82  
 ♥ AKQ2  
 ♦ Q76  
 ♣ A972

1

♠ A10  
 ♥ J1096  
 ♦ K10842  
 ♣ J5

6 15  
 10 9

NT  
 N - - - 1 -  
 S - - - 1 -  
 E 3 4 1 - -  
 W 4 4 2 - -

1 – This screen shows the statistics for board 1.

2 – Click “<” to go to the previous board

3 – Click “Go To..” to see a table of boards and click the one you want to go to

4 – Click “>” to go to the next board