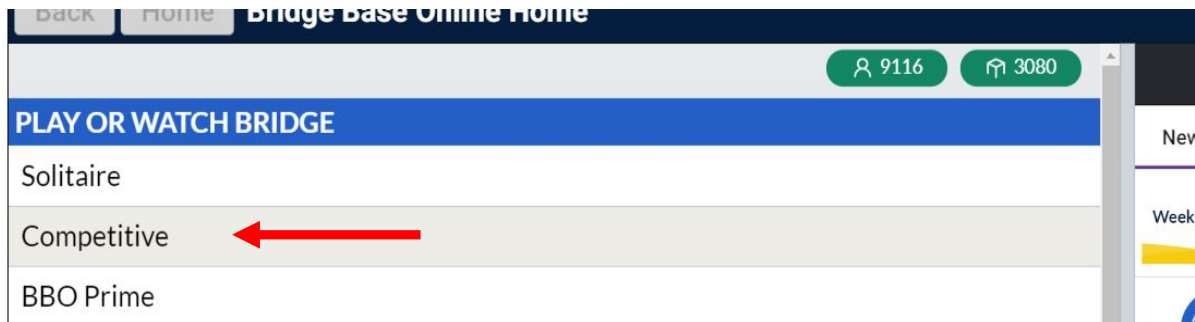
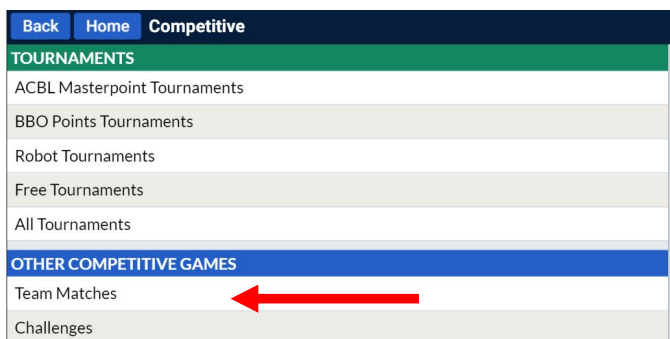


# TEAM MATCH CREATION ON BBO

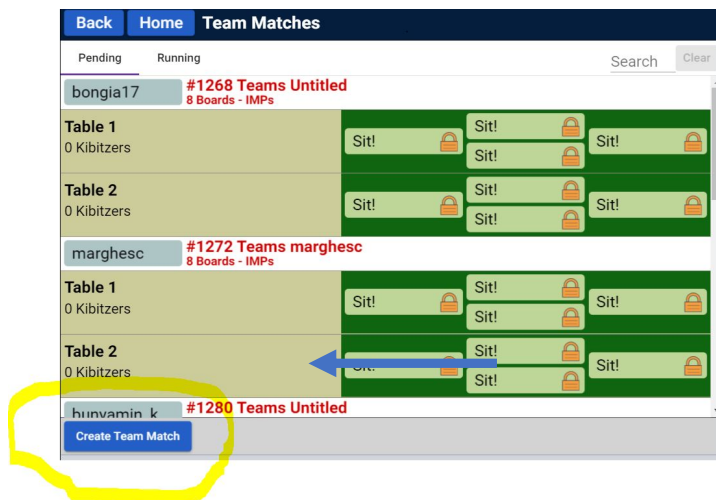
1. LOG IN TO BBO (<https://www.bridgebase.com>)
2. THAT TAKES YOU TO A SCREEN "PLAY OR WATCH BRIDGE";  
SELECT "COMPETITIVE"



3. ON THE NEXT SCREEN SELECT "TEAM MATCHES"



4. THE NEXT SCREEN IS TITLED "TEAM MATCHES". IN THE LOWER LEFT HAND CORNER SELECT "CREATE TEAM MATCH"



5. THE NEXT SCREEN TITLED "CREATE TEAM MATCH", SUBHEADING "IDENTIFICATION" OFFERS THE OPPORTUNITY TO GIVE THE MATCH A "TITLE" AND ENTER TEAM NAMES. ALL ENTRIES ARE OPTIONAL, BUT IT'S SUGGESTED THAT YOU MENTION UNIT 190 IN THE TITLE OR DESCRIPTION:

**Create Team Match** [X]

Identification Options Reserve seats

**Identification**

Title  
UNIT 190

Description

Team 1  
FEEL THE BERN

Team 2  
FOUR BORED AROUND

6. THE TAB TO THE RIGHT OF “IDENTIFICATION” IS “OPTIONS”. THE DEFAULT OPTIONS ARE RECOMMENDED. “BAROMETER SCORING” IS AWESOME. IT DISPLAYS RESULTS AS YOU GO. ALSO ALLOWS YOU TO SEE CONTRACT AND RESULTS AT OTHER TABLE AS YOU PLAY. PLEASE “ALLOW UNDOS”. THIS FEATURE PERMITS ANY PLAYER TO REQUEST AN “UNDO” WHEN THEY HAVE MADE A MISTAKE IN BIDDING OR PLAY. IT IS HIGHLY RECOMMENDED ALL RECOMMENDED ALL “UNDO” REQUESTS BE GRANTED. THERE WILL BE A LOT OF CLICK/KEY STROKE ERRORS. YOU NEED TO MAKE A DECISION ABOUT THE NUMBER OF BOARDS TO PLAY. DEFAULT IS 8. AN NUMBER FROM 3-32 WORKS.

**Create Team Match** [X]

Identification Options Reserve seats

**Form of scoring**

IMPs

Board-A-Match

Total points

Number of Boards  
8

**Deal source**

Use random deals

Use saved deals

Select folder

**Options**

Allow kibitzers

Allow kibitzers to chat with players

Allow Undos

Barometer scoring

7. NEXT IS TO RESERVE SEATS. THIS THE MOST CRITICAL STEP IN GAME START-UP. IT INSURES ALL PLAYERS WILL BE INVITED TO THE MATCH, AND TAKEN TO THE TABLE WHEN THEY ACCEPT THE INVITATION. YOU NEED TO GATHER ALL PLAYERS’ BBO LOGIN IDS IN ADVANCE. NOTE THAT THEY ARE TO BE ENTERED AS A TEAM. TEAM 1 ENTRIES ARE ALL FOUR PLAYERS ON YOUR TEAM. TEAM 2 ENTRIES ARE ALL FOUR PLAYERS ON

THE OTHER TEAM. THE PROGRAM WILL THEN SEAT EVERYONE PROPERLY.

**Create Team Match**

Identification Options **Reserve seats**

**Reserve seats (optional)**

**FEEL THE BERN**

THEGOOSE03

RAILED DGS24

SAMANTHA11

**FOUR BORED AROUND**

PAMER

JMRDEL RICKROW

ASTAYTON

8. YOU ARE NOW READY TO “CREATE THE MATCH”. BEFORE YOU DO, MAKE SURE EVERYONE IS LOGGED ON TO BBO AND YOU HAVE ENTERED IDS CORRECTLY. IF THEY AREN’T LOGGED IN, OR THERE IS A MISSPELLED ID, YOU WILL GET AN ERROR MESSAGE.
9. AT THE BOTTOM OF THE PAGE SELECT “START MATCH”. ON THE RIGHT SIDE OF THE SCREEN WILL FLASH THE “INVITATIONS ISSUED”. EACH LOGGED ON PLAYER WILL RECEIVE ONE. THEY WILL “ACCEPT” THE INVITATION AND BE TAKEN TO THEIR SEAT. WHEN ALL FOUR PLAYERS ARE SEATED, CARDS WILL BE DEALT.

**Create Team Match**

Identification Options **Reserve seats**

**Reserve seats (optional)**

**FEEL THE BERN**

THEGOOSE03

RAILED DGS24

SAMANTHA11

**FOUR BORED AROUND**

PAMER

JMRDEL RICKROW

ASTAYTON

**Create Team Match** Close