

Create your own 'Plan & Re-play' List (using 'My Hands' on Nofearbridge)

Our teaching is based on getting 'cards in hands' immediately after your lesson.

We do this by directing you to the relevant lessons on Nofearbridge and then play those hands on RealBridge that will re-enforce that lesson...

An important aspect of 'Declarer' play is to ***Plan the Play*** immediately after the first card is laid.

Over a period of time, the student may forget lessons that they've learnt in the past and may wish to re-play those hands that helped to re-enforce that lesson.

The

My Hands

option on Nofearbridge allows you to achieve both of the above objectives.

MY HANDS

About 'My Hands'

'My Hands' feature allows you to save hands that you didn't solve the first time or that you wish to repeat for any reason. You will find the 'Add to My Hands' button on the final page of any hand you play.

After replaying a hand from 'My Hands' page, you can leave it in your 'My Hands' list or remove it by clicking the 'Drop from My Hands' button that appears on the final commentary page.

My Declarer Hands

You don't have any saved declarer hands.

Add Hand By Number Add

My Defence Hands

You don't have any saved defence hands.

Add Hand By Number Add

You can obviously add your own hands to the above, but we also provide the option for you to re-play some of the hands that you've already played on RealBridge.

To add these hands, refer to the Commentary Synopsis

	Commentary Synopsis			
	26/27Feb			
	Subject		Hand #	Declarer / Defender
	Finessing			
1	N	1NT	133	Dec.
2	E	4S	347	Dec.
3	S	5C	1360	Dec.
4	W	1NT	575	Dec.
	Leads v. NT			
5	N	3NT	511	Def.
6	E	3NT	510	Def.
	2nd hand High or Lo?			
7	S	3NT	464	Def.
	Long Suits in NT			
8	W	3NT	561	Dec.
9	N	1NT	562	Dec.
10	E	1NT	564	Dec.
	Rule of 11			
11	S	3NT	269	Def.
	Random			
12	W	4H	103	Def.
13	N	1NT	3164	Dec.
	2024_02_xx.PBN			

And add the Hand # either to the Declarer box or to the Defender box on Nofearbridge

My Declarer Hands

You don't have any saved declarer hands.

Add Hand By Number

You will receive a confirmation

Declarer hand number 133 has been added to My Hands.

Close

You can now re-play this hand

Go to

My Hands

My Declarer Hands

133 ▼

Start

Add Hand By Number

Add

Press

Start

And you will see the commentary and be able to re-play the hand from a RealBridge Session



This is the text from the Commentary

U3A Practice MiniBridge session for Mon 19 & Tue 20 Feb 2024

Note: Don't worry about the intermediate bidding, you should just end up in the contract arrived at in the final bid. Eg. The contract for board 1 [#133] is 1NT by North.

Boards 1 – 4 Finessing

North	East	South	West
1♦	Pass	1♥	Pass
1NT	Pass	Pass	Pass
	♠ A73		
	♥ 953		
	♦ A743		
	♣ AK6		
♠ T9			♠ QJ86
♥ AK			♥ QJ72
♦ J952			♦ KT6
♣ JT932			♣ 87
	♠ K542		
	♥ T864		
	♦ Q8		
	♣ Q54		

Board: 1 Dealer: North Lead: ♠6 #133

We have 6 top winners (2 in ♠, 1 in ♦, 3 in ♣). Diamonds are the best chance of an extra trick.

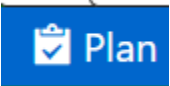
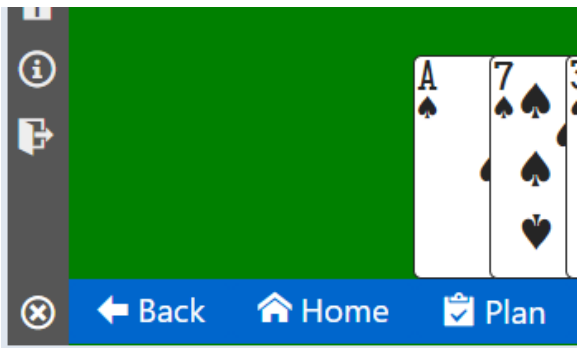
We win trick 1 in hand and hoping that East has ♦K, lead a low diamond towards dummy. If East plays low, play the ♦Q. If East plays the ♦K, the ♦Q will be a winner later. Either way we will make 7 tricks.

Note: Leading the ♦Q is wrong. Even if West had the ♦K he would cover the ♦Q so you will end up playing the ♦Q and the ♦A on the same trick and the opponent's ♦J will be promoted.

Without a sequence of honours it's generally right to lead a low card towards the honour you hope to make.

Note: In the above example the hand is played by North, but at the Nofearbridge table (as in RealBridge) you are always sitting at the 'bottom' of the screen (and not necessarily in the South seat)...

Your Play list capability is further enhanced by using the PLAN option



H133

Question: 1 of 3

Show Answer

K

5

4

2

2

♠

10

8

6

4

4

♥

Q

5

4

4

4

♣

Q

8

8

8

8

♦

6

♠

♠

♠

♠

♠

9

Lead

A

7

3

♠

♠

♠

♠

9

5

3

♥

♥

♥

♥

A

K

6

♣

♣

♣

♣

A

7

4

3

♦

♦

♦

How many top winners do we have?

6

7

5

4

How many top winners do we have?

6

7

5


4

Next →

Next ➡

Which suit provides our best chance of setting up an extra trick?	
clubs	diamonds
hearts	spades

The presence of ♦Q gives us a fair chance to make a second trick in the suit.



Which suit provides our best chance of setting up an extra trick?	
clubs	diamonds
hearts	spades

In which hand should we win the opening lead? Which diamond should we lead to trick 2?

Win in hand with ♠A, then lead ♦3.

Win in dummy with ♠K, then lead ♦Q.

Win in dummy with ♠K, then lead ♦8.

Win in hand with ♠A, then lead ♦A.

With the ace opposite the queen and no supporting cards in either hand the only way to make two tricks is to lead towards the queen. If West plays low, play dummy's ♦Q and hope that it wins the trick. If West plays the ♦K, the ♦Q will be a winner later.



In which hand should we win the opening lead? Which diamond should we lead to trick 2?

Win in hand with ♠A, then lead ♦3.

Win in dummy with ♠K, then lead ♦Q.

Win in dummy with ♠K, then lead ♦8.

Win in hand with ♠A, then lead ♦A.

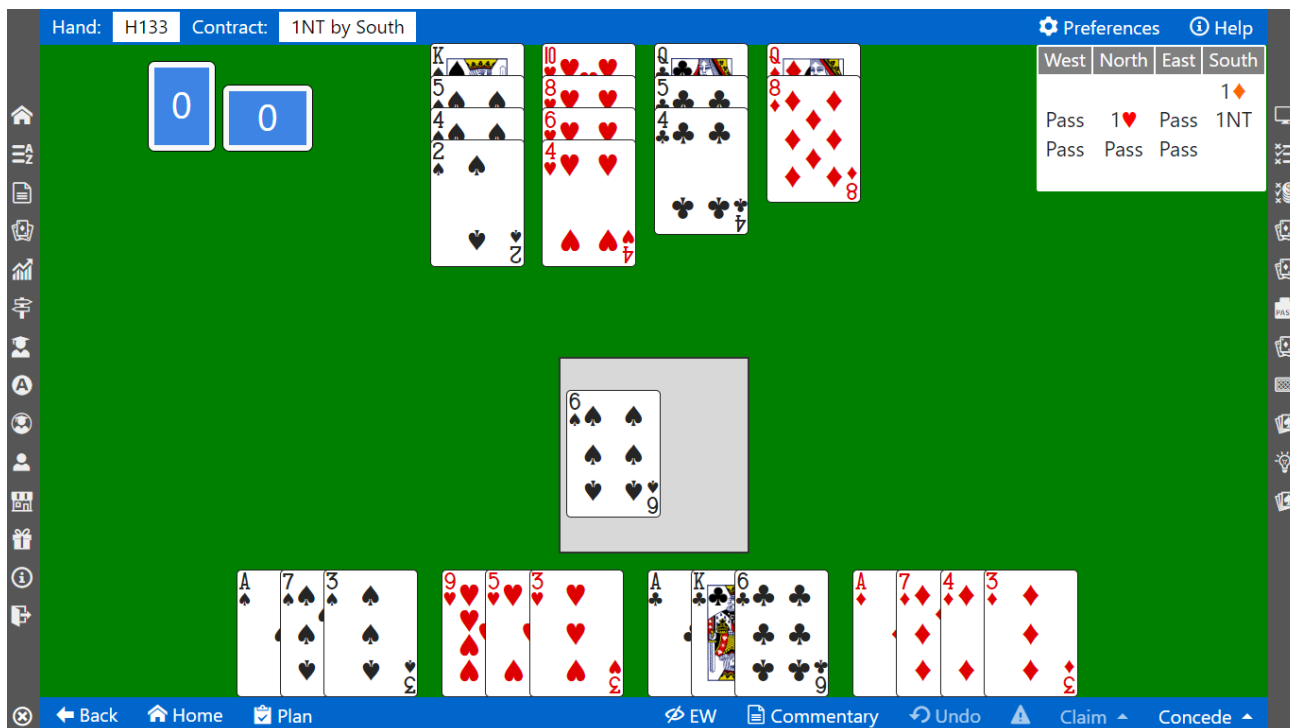
Deleting hands

According to the front page, it is possible to delete hands from your 'My Hands' page using the following routine:

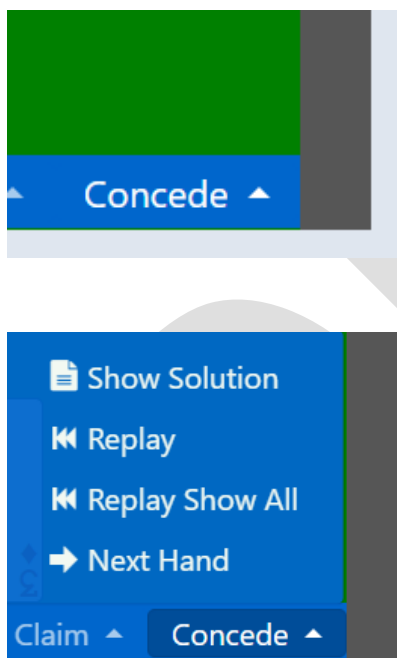
After replaying a hand from 'My Hands' page, you can leave it in your 'My Hands' list or remove it by clicking the 'Drop from My Hands' button that appears on the final commentary page.

However, the 'Drop from My Hands' button does not always appear (in the first instance).

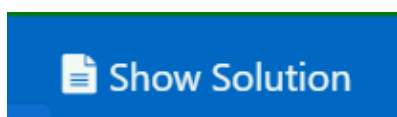
To guarantee deleting a hand, use the following sequence of events:



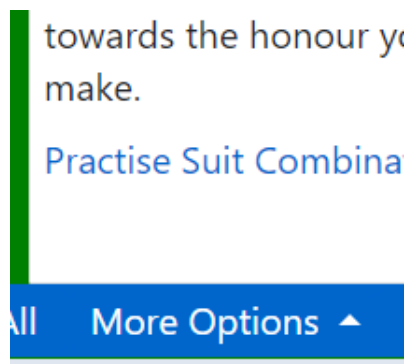
Click on Concede



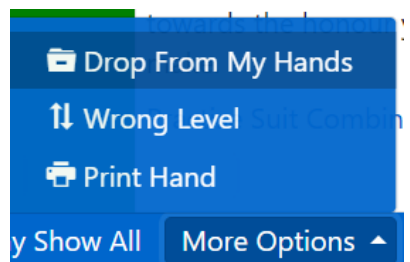
Then



Then



Then



Which gives

