

u3a 40th Anniversary Charity Bridge Festival

Tuesday 20th to Friday 23rd September 2022

How to navigate to the playing area

1. Login to BridgeClubLive.

The screenshot shows the BridgeClubLive website interface. At the top is a green header with the 'BRIDGE CLUB LIVE' logo and the tagline 'Serious fun'. Below the header is a navigation bar with links: Home, Information, Subscriptions, Members, Results, Learning Zone, Community, Support, and Logoff. The main content area is divided into three columns. The left column welcomes the user 'Steve__C' and features a 'Play Bridge' button with a heart icon. Below this is a link to the 'EBU_PM Tourney Room' and a section for '2022 Monthly Ladders'. The middle column has a 'NewsFlash' section with a yellow box containing a message about Swiss 2022C round 2 draws, followed by a 'Sticky Notes' section with a count of 101 read and 0 unread notes, and buttons to 'Read Stickies' and 'Send Stickies'. The right column shows the 'BridgeClubUK' profile with links to 'Tuesday AM Improvers Tournament' and 'EBU Members' Daily EBU_PM Tourney in BC', a 'Results' button, and 'Face2Face Online Sessions' with links to 'Audio/Video chat on your Club Page', 'Get your F2F Club registered now', and 'Get £1 rebate/table session/month!'. At the bottom of the right column are 'Club Page' and 'Results' buttons.

2. Clicking on the Blue “Club Page”,


takes you to the club page, which may or may not be the u3a Bridge Group Page.

The screenshot shows the 'U3A Bridge Group' club page. At the top is a navigation bar with links: Home, Information, Subscriptions, Members, Results, Learning Zone, Community, Support, and Logoff. The main content area is divided into two columns. The left column has the title 'U3A Bridge Group' and a link to the 'U3A Bridge Group Website'. Below this is a green checkmark icon and the text 'You are associated as a member of U3A Bridge Group.' followed by a bullet point: 'Click HERE to remove your association'. Below this is a section titled 'Audio and/or Video Chat Room' with the text 'Meet just your own club members at any time - useful before/during/after F2F Sessions'. Below this is a red speaker icon and the text 'Click to open the Audio/Video Chat' with an information icon. At the bottom is a section titled 'F2F Online Club Sessions'. The right column has the title 'List Of Members' and the text '78 Registered Members'. Below this is a list of member names: AngelaC71232, Anne, AppTester, BarbaraJ23513, BarbaraP72692, and BrendaS27591.

2a. If you have not already registered with our club, you will see this screen .

[Home](#) | [Information](#) | [Subscriptions](#) | **[Members](#)** | [Results](#) | [Learning Zone](#) | [Community](#) | [Support](#) | [Logoff](#)

Clubs Page

 You are not registered as being associated with a particular club.

- **Registering your association is free** - simply clicking your club link then follow the instructions on your club page.
- Club Secretaries please read our [Press Release](#) for the requirements to REGISTER your CLUB.

List Of Clubs

Click on the club you belong to, to regist

- [3 Counties Bridge Club UK](#)
- [3 Counties Bridge Club UK -12](#)
- [3 Counties Bridge Club UK -16](#)
- [Abbeygate Bridge Club UK](#)
- [Blackburn and Ribble Valley BC](#)

2b. Simply scroll down to the bottom of this screen

- A flexible Room Opening time within the Session Slot.
- Choice of the Seating Time
- Choice of the number of boards to be dealt
- Choice of the maximum number of tables to be available
- An output file of each Session in a Universal XML format that can be set to autoupload or be available after each session for display by any compatible Results system such as BridgeWebs or Pianola
- Each Club Session Slot is a weekly commitment that repeats.

[Trafford Bridge Club UK](#)
[Tunbridge Wells Bridge Club UK](#)
[U3A Bridge Group](#)
[Wadebridge Bridge Club UK](#)
[Wallingford Bridge Club UK](#)
[Waltham Forest Bridge Club UK](#)
[Weald of Kent Bridge Club UK](#)
[Worcester Bridge Club](#)
[Yateley & Hawley & Camberly BC UK](#)

Not Included


2c.and click on “u3a Bridge Group”,

which brings you to this screen .

[Home](#) | [Information](#) | [Subscriptions](#) | **[Members](#)** | [Results](#) | [Learning Zone](#) | [Community](#) | [Support](#) | [Logoff](#)

U3A Bridge Group

[U3A Bridge Group Website](#)

 You are not registered as a member of this club.

Click [HERE](#) to associate as a member of **U3A Bridge Group** (ie: You are a member)

[Return to the Main Clubs Page](#)

List Of Members

77 Registered Members

- Use the Menu above to gc
- Press DIDO Tourney OR p
- View a Leader Board and
- You can also view other cl
- Press an alias to see the n

2d. Click on the “HERE” link


Click [HERE](#)

3. This screen displays all the weekly playing opportunities.

F2F Online Club Sessions


14:30:32 UK Local Time

→ Tuesday - ROOM OPENS: 14:00 UK Local Time

Play Bridge 


Seating Time: 15 minutes, Boards: 18
Room Name: U3AGRP 2-C-2

→ Wednesday - ROOM OPENS: 10:00 UK Local Time

Play Bridge 


Seating Time: 15 minutes, Boards: 18
Room Name: U3AGRP 3-C-1

→ Thursday - ROOM OPENS: 19:00 UK Local Time

Play Bridge 

Seating Time: 15 minutes, Boards: 18
Room Name: U3AGRP 4-C-3

→ Friday - ROOM OPENS: 14:00 UK Local Time

Play Bridge 

Seating Time: 15 minutes, Boards: 18
Room Name: U3AGRP 5-C-2

4. If you are playing, for instance, in the Thursday evening session then click on the


Play Bridge 

→ Thursday - ROOM OPENS: 19:00 UK Local Time

Play Bridge 

Seating Time: 15 minutes, Boards: 18
Room Name: U3AGRP 4-C-3

5. You will now see the “Face to face” Club Room.



6. Click on.



7. And you will be taken to the playing area.



N.B. If you arrive more than 15 minutes before the start time then our room will not yet be showing.

8. The room will appear 15 minutes before the start time (but note that the title is “black” meaning that the room is not yet open).



9. When the title turns “blue” you can enter the room.



There will also be a message in the chat area stating “Room U3AGRP 4-C-3 has now been opened”.

10. Simply “Enter the Tournament” and ask your partner to join you at your table (using the chat bar). (your previously filled-in) SSD (Simple System Disclosure) will be presented to the partnership and the first player to sit down will “submit to partner”.

RoomsTablesMembersLocal ClubLeave TableRefreshExit

S: Teacher3-RmE

E: Spare Seat

W: Spare Seat

Simple System Disclosure (SSD)

Basic Bidding System: Acol Three Weak Twos

Opening One NoTrump Bid: Weak 12-14

Opening Major Suit Bid: 4+ Card Suit

Opening Two Bid: Opening 2C Strong, Others Weak

Discard System: Hi-Lo (Hi encourage)

SSD Extra

Stayman, Red Suit Transfers, Blackwood, Weak Jump Overcalls (WJO)

Submit to Teacher3-RmE

Opps SSDYour SSDLast Trick

N: Steve_C

ClaimAcceptDecline

10a. Note: the second person to sit at the table will see the following screen (whilst waiting for his partner to submit the SSD).

RoomsTablesMembersLocal ClubLeave TableRefreshExit

N: Steve_C

W: Spare Seat

E: Spare Seat

Press when READY

Advertise

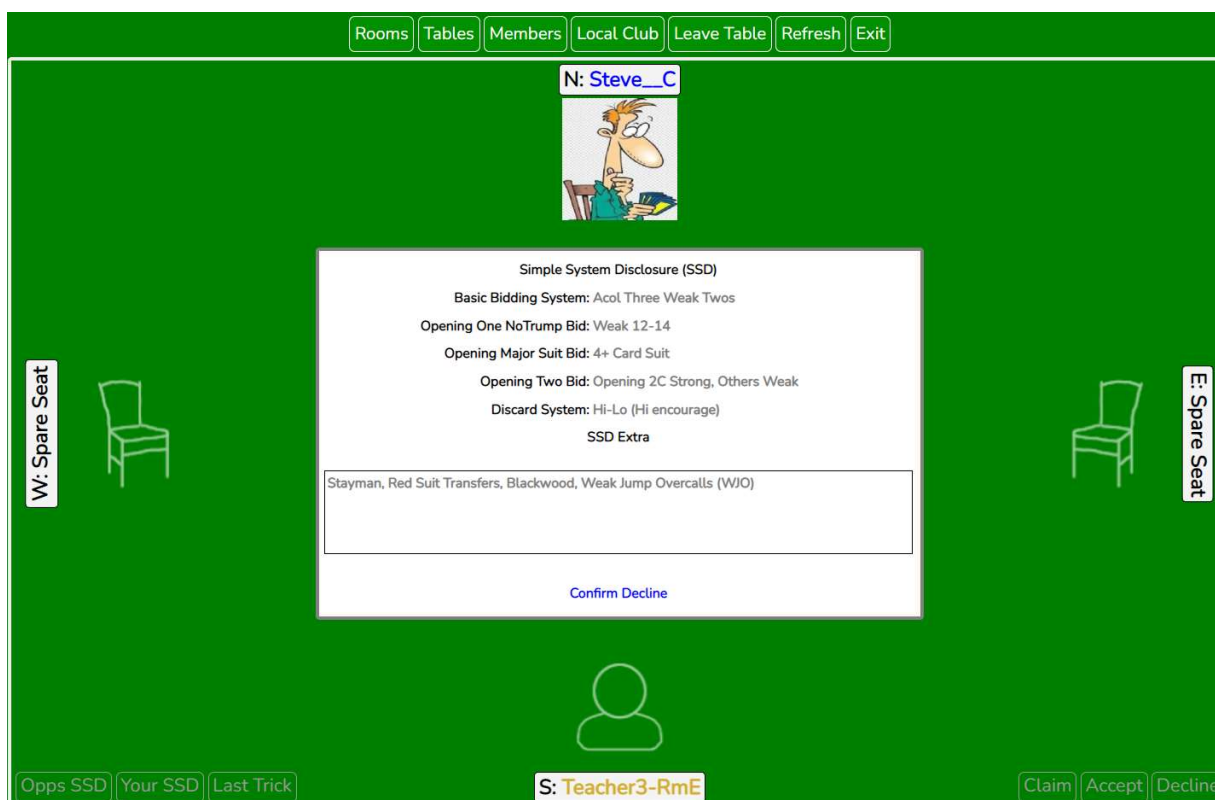
Waiting for your partner to submit an SSD

Opps SSDYour SSDLast Trick

S: Teacher3-RmE

ClaimAcceptDecline

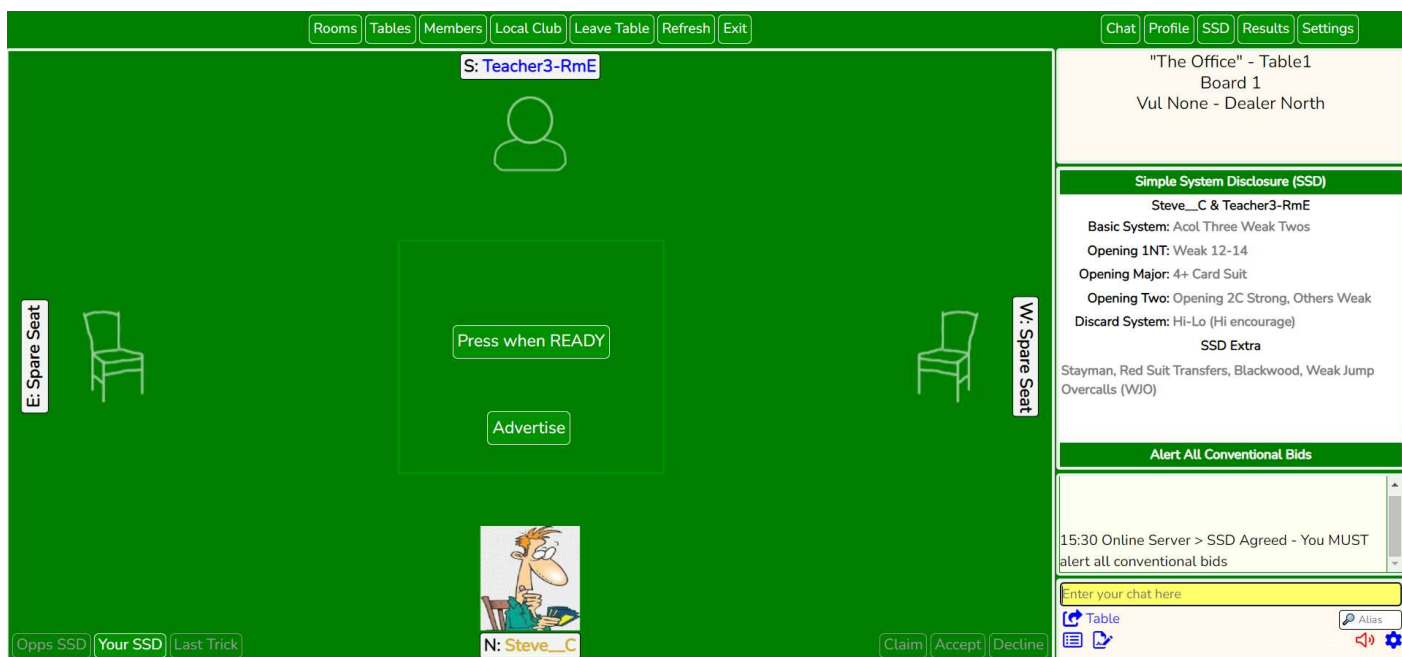
10b. After the SSD has been submitted by partner, the screen will change to



11. Press "confirm" and you are ready to receive your opponents

12. Note that your SSD appears where the "bidding box" normally is.

The text "Your SSD" is present in the bottom Left Hand Corner (next to where your opponents SSD box will show).



13. Your opponents will soon join you at the table.



14. You are now ready to play in our Tournament. Remember it's identical to the way it's played in the Social Bridge Room; the only difference being that after 2 (sometime 3) boards you will either be presented with new opponents or your partnership will be moved to another table. Either way, **DO NOT LEAVE YOUR SEAT** – the system will move you automatically to your next playing position.

15. Please remember that this is a competitive tournament and you will be expected to play approximately one board every 7 minutes. There is no Audio/Video in the Tournament, but you can use the 'chat' option to communicate to others at your table.

16. Please be respectful to your member-players, but most important, **"enjoy your Bridge"**.