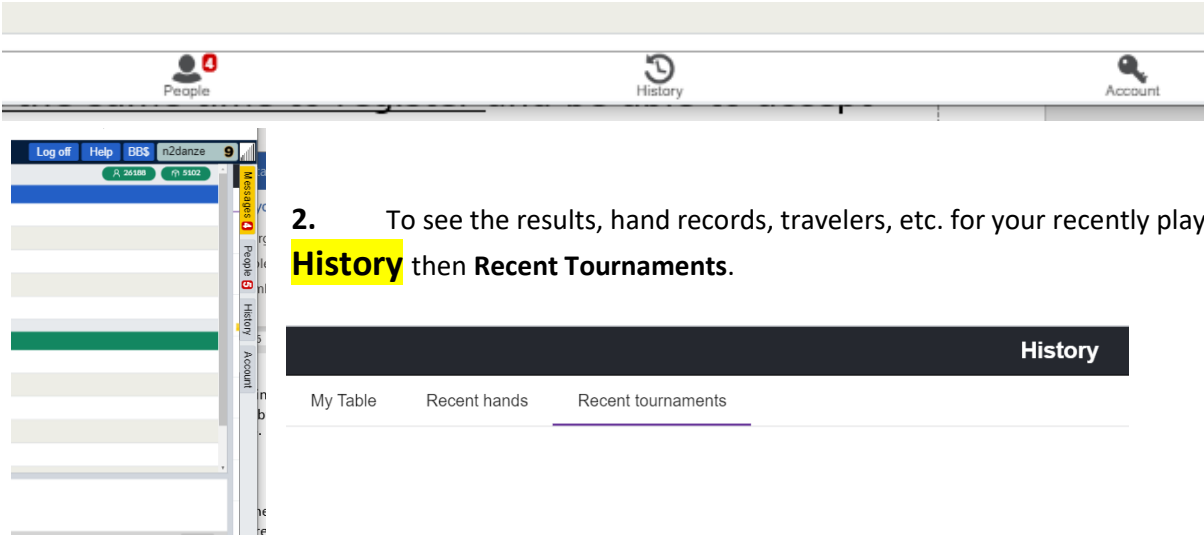


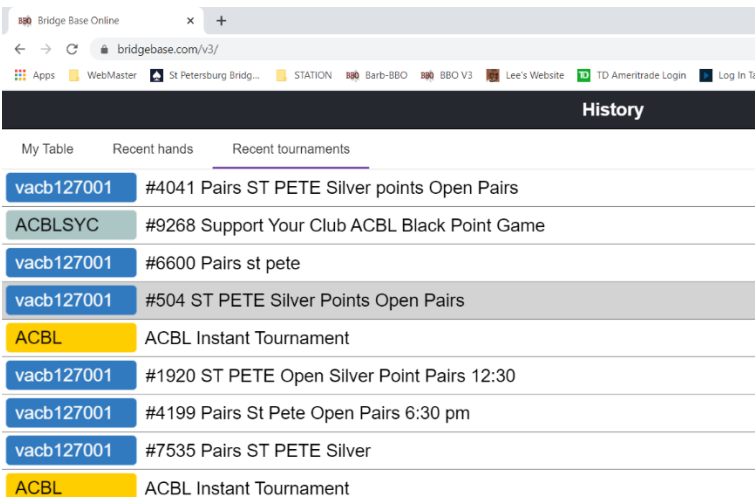
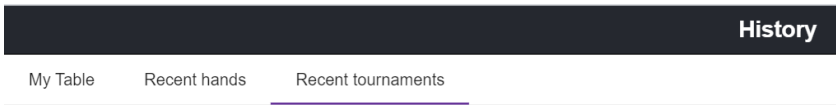
ST Pete Bridge Club VIRTUAL GAMES

HOW to REVIEW A RECENTLY PLAYED GAME on BBO?

1. Login into BBO



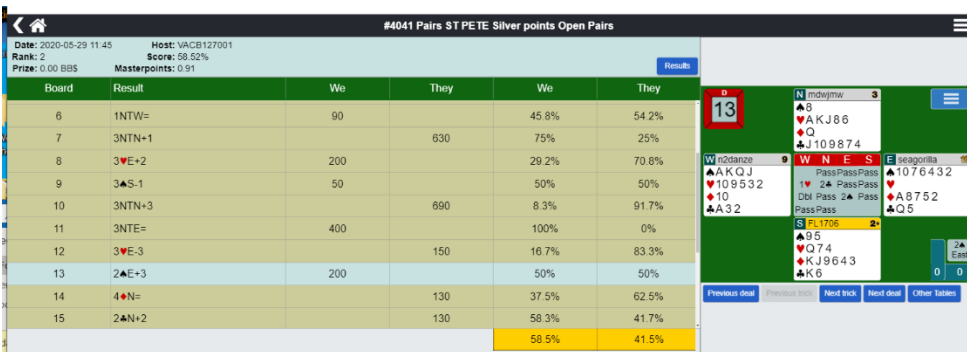
2. To see the results, hand records, travelers, etc. for your recently played games: **Click History** then **Recent Tournaments**.



3. The game numbers are listed, but not the date played. Note that they are in reverse chronological order; the most recent game is listed first.

4. Select the Tournament. In this Example we choose **#4041 Pairs ST PETE Silver point Open Pairs**

5. To See your **Overall RESULTS**, Click on the BLUE **Results** Results Button



6. HOW CAN I REVIEW EACH BOARD ?

The BBO software allows you to review the Bidding and Play for each Board

The screenshot shows the BBO interface for a tournament. On the left, a table lists 15 boards with their results, scores, and percentages. Board 13 is highlighted in blue. On the right, a detailed view of board 13 is shown, including the deal, bidding sequence, and card layout for all four players.

Board	Result	We	They	We	They
6	1NTW=	90		45.6%	54.2%
7	3NTN+1		630	75%	25%
8	3♥E+2			29.2%	70.8%
9	3♠S-1	200		50%	50%
10	3NTN+3		690	8.3%	91.7%
11	3NTE=	400		100%	0%
12	3♥E-3		150	16.7%	83.3%
13	2♠E+3	200		50%	50%
14	4♦N=		130	37.5%	62.5%
15	2♠N+2		130	58.3%	41.7%
				58.5%	41.5%

7. Click on the Board you are interested in (#13)

This screenshot is similar to the previous one, but board 13 is now highlighted in red in the table, indicating it is selected. The detailed view on the right shows the same deal and bidding sequence as before.

This is a close-up view of the card layout for board 13. It shows the hands for North (mdwjmw), West (n2danze), South (FL1706), and East (seagorilla). The cards are displayed in a standard bridge layout, with the dealer's hand (North) at the top.

8. To See/Review How Each TRICK was Played , Click on **NEXT Trick**

