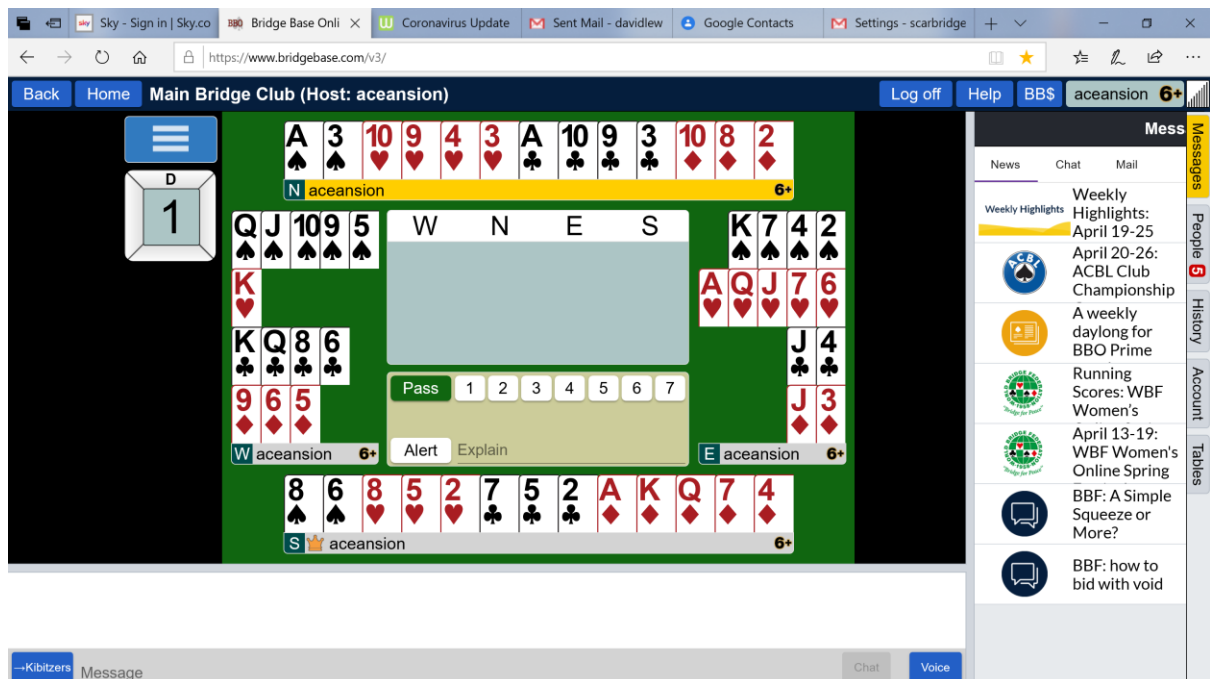


## Self Alerting & Explaining Bids

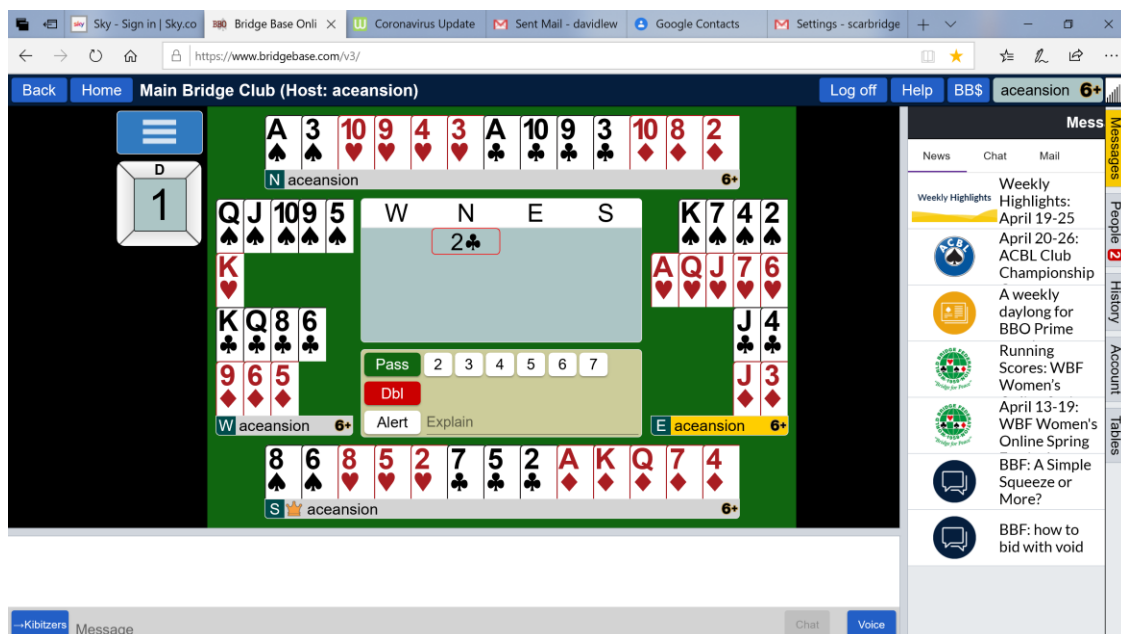
Traditional alerting and announcing bids like Stayman and Transfer change when you are playing online Bridge. For obvious reasons you cannot see or speak to your partner whilst playing therefore a different method has to be adopted.

All online Bridge Clubs therefore use the method of Self Alerting. That means that you, the bidder of the artificial bid alerts your own bid. What is different also about this is that when you alert a bid only your opponents are notified that the bid is artificial. Your partner is unaware that your bid has been self-alerted to the opponents.

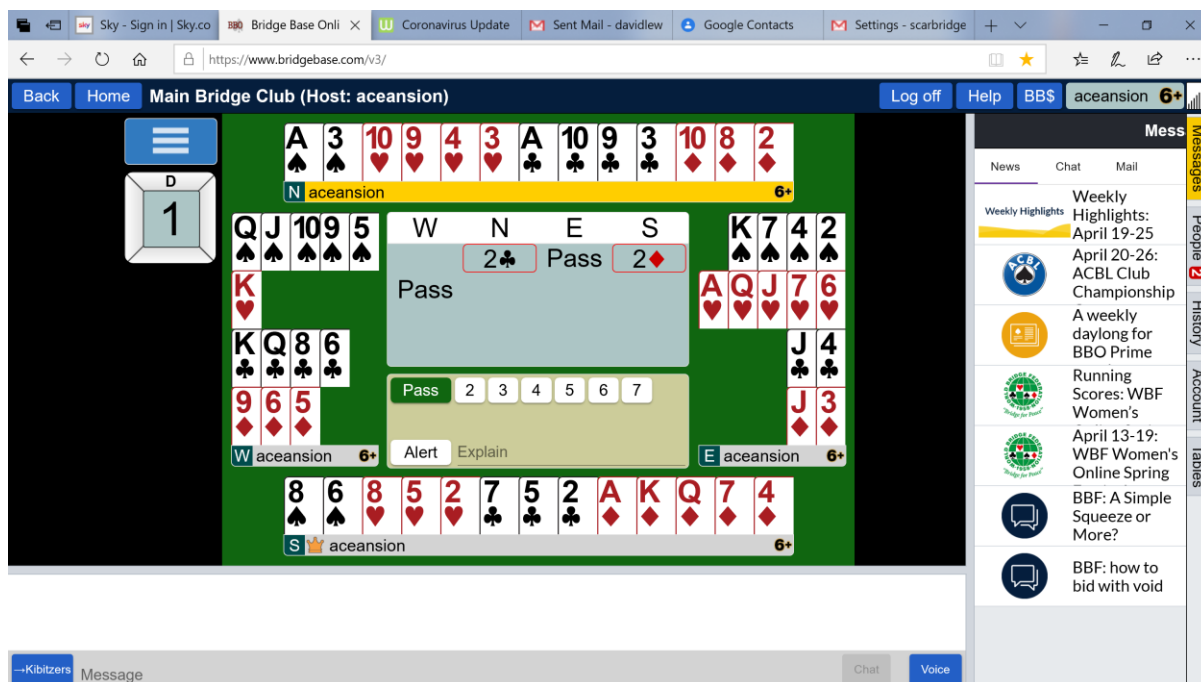
First of all to alert a bid you do the following:



As you can see above the North hand is about to make a bid. If the bid is artificial (say opening 2C) then first you press the Alert key (in white) This will now change to **RED**. You can also now type a very brief explanation in the Explain box for strong and weak level 2 openers otherwise hardly ever. Now you make the normal bid you have decided to make.



You now see your bid appear in the bidding box in the centre of the table as in the screen above. The difference being that a thin red box has been drawn around it to say it is artificial. You can see the red box, your opponents can see the red box but your partner **will not** see the red box around the bid. If your partner also makes an artificial bid they will repeat the above process and another red box will appear as in the screen below. Again partner will not see this.



That is how it works so Remember – Press Alert Key and then make your bid.

## What should be Alerted?

Basically, anything that is not natural i.e it does not mean what it says therefore:

Stayman & Transfer Bids over 1NT and 2NT

Opening 2C or 2D where the bid does not mean clubs or diamonds.

A Cue bid (where you bid the opponents suit)

A Weak or Strong 2 bid. Here the guidance is not clear, but I would Alert to be safe.

Splinter bids (this is you make a bid that shows a shortage in a suit.)

## What should not be Alerted

Pre-emptive and natural 3 and 4 level bids. e.g Opening 3H or 4H natural.

Natural jump bids in a suit.

Any bid over 3NT (therefore Blackwood, Gerber)

**If you are in doubt, Alert it to be safe.**

# Asking and Providing Explanations

There will be some occasions where you will want to know what a certain bid means. The correct method is **not to ask through the table chat**. The reason being it is alerting your partner to the fact that something is unusual about the bid and it might wake them up.

The correct process when it is your turn to bid is to click on the bid in question. By doing this it asks the person making the bid what it means. A yellow box appears to the original bidder and they must type in a brief explanation.



Once the bid has been typed then press return and the message will be sent to the requester as follows:



Therefore, remember to ask questions by clicking on the bid and await a reply from the bidder. If they do not reply you could use table chat but only as last resort.