



St Annes Bridge Club

Lytham St Annes



Bidding with Suits recap

- If you have 12-19 points you open at the one level
- You can open with 11 points if the hand meets the rule of 20
- If you have a hand suitable for 1NT open it, if not bid a suit
- Open your longest suit
- With 2 suits of equal length open the higher ranking
-exception with 4-4 in the majors open 1 heart

Supporting Partner's Suit

- With five points or fewer PASS
- When partner opens one of a major and you have 4+ fit raise:

6-9 pts raise to the two level

10-12 pts raise to the three level

13+ pts raise to the four level

With a fit found points can be added for shape

Changing Suit after Partner's Opening One of a Suit

- Always bid a major at the one level if you can
- Bid your own major before supporting partner's minor
- Do not bid a new suit at the two level without at least 10 points
 - 9 points with a five card suit is acceptable
- 1S – 2H shows 5+ hearts

Responding to Partner's Opening One of a Suit with NT

- 1 NT (the dustbin bid) shows 6-9 pts, no support for partner's suit, no biddable suit at the one level, not enough points to bid at the two level. Hand can be (very) unbalanced.
- 2 NT shows 10-12 points, no biddable major, balanced hand
- 3 NT shows 13-15 points , no biddable major, balanced hand

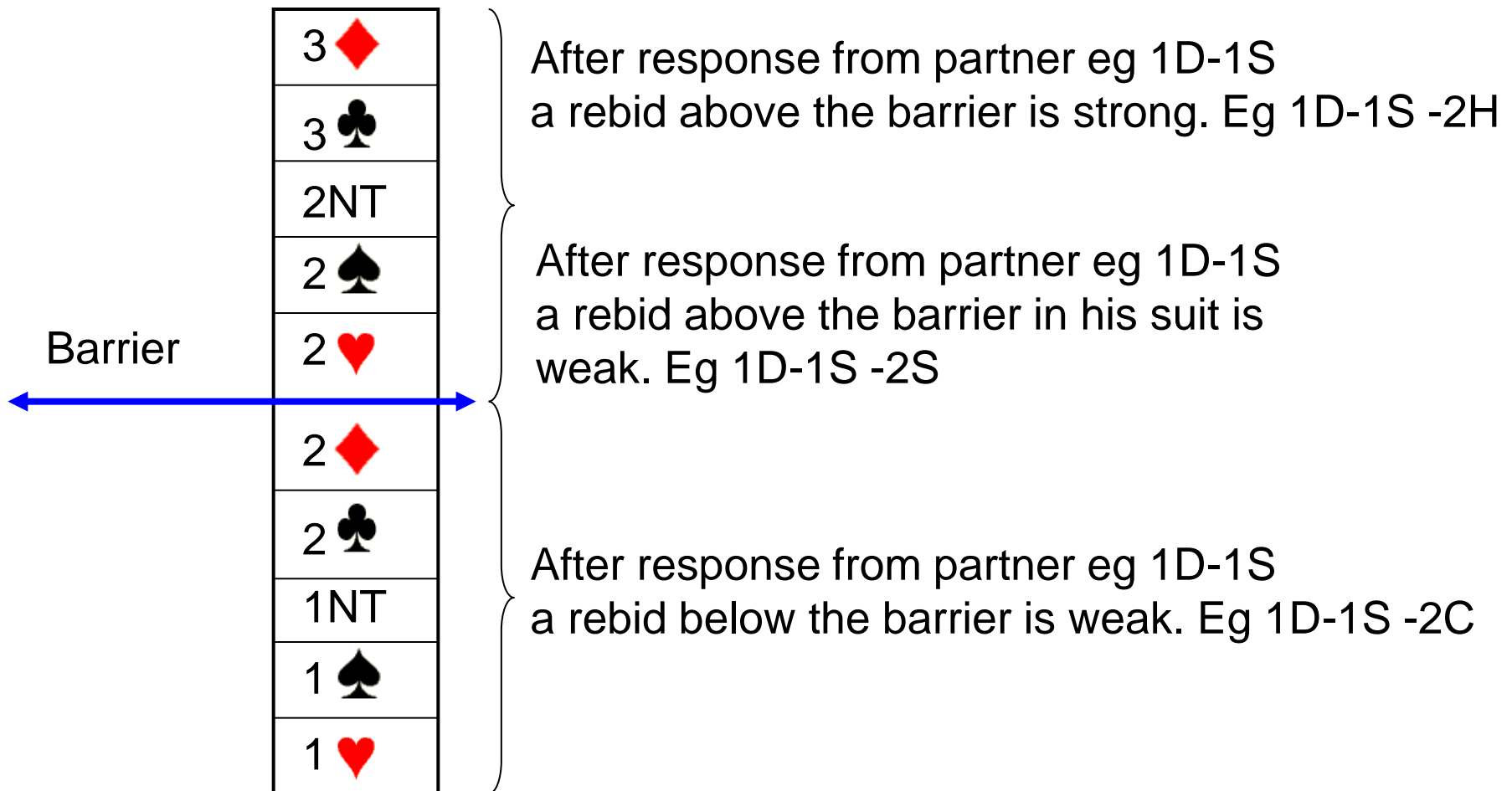
Opener's Rebid with Weak (12-14pt) Hand

- Support partner's suit at lowest level (must have 4+ support)
- Rebid own suit at lowest level – promises at least 5 cards
- Bid a new suit lower ranking than the first
- Bid any 4 card suit at the one level

If you bid one of a suit you are promising a rebid if partner changes suit (he is unlimited)








Opener's rebid with a Strong Unbalanced Hand

When bidding one of a suit you create a (mental) 'barrier' of 2 of that suit. You may rebid above the barrier only if you are strong or have fit with partner. Example opening one Diamond.










Rebidding above the Barrier

1. Jump rebid of your own suit

 A 2	You	Partner
 A Q J 10 7 4	1 	1 
 K Q 7	3 	
 10 7		



Jump raise to 3H shows 16-18, 6 card suit

 A 3 2	You	Partner
 A J 10 9 7 4 2	1 	1 
 K Q J	4 	
		








Jump raise to 4H on longer suit and improvement from partners suit

Rebidding above the Barrier

2. Jump support partner's suit (fit found so shape points count)

 K 2	You	Partner
 K J 9 6	1 	1 
 A Q 10 9 5	3 	
 K 3		








Jump raise to 3H
shows 16-18, at least
4 card support








 A	You	Partner
 K J 9 6	1 	1 
 A Q 10 9 5 3	4 	
 A 3		

Jump raise to 4H
show 18-19 points at
least 4 card support

Rebidding above the Barrier

3. Bid a new suit above the barrier.








 A 2	You	Partner
 K Q 9 6	1 	1 
 A Q 10 9 5	2 	
 K 3		

 A Q 10 9 5	You	Partner
 A 2	1 	2 
 K 3	3 	
 K J 9 6		

Strong hand showing 16+. This bid is forcing (partner must bid again) for one round. A bid of a new suit above the barrier is called a **reverse**. It shows strength because the partnership may be committed to the three level.

Rebidding above the Barrier

4. Jump and change suit

 K Q	You	Partner
 A Q J 9 5	1 	1 
 A Q 10 7 3	3 	
 9		

You could have bid 2 diamonds but chose to bid 3 diamonds. This is forcing to game, (partner cannot stop bidding until game is reached). This bid is called a **jump shift** since the suit has been *shifted* from the first suit and the level has been *jumped over*

Practice Make Up Hands (2 only)

Table Number	Bidding
1	1S – 3S
2	1D – 1H – 2D – pass
3	1S – 2H – 3H – pass
4	1S – 1NT – 2D – pass
5	1S – 2NT – pass
6	1D – 1H – 2C – 2D

Practice Make Up Hands (2 only)

Table	Bidding	New Bidding
1	1S – 3S	1S – 4S
2	1D – 1H – 2D – pass	1D – 1H – 1S – 2D
3	1S – 2H – 3H – pass	1S – 2H – 4H
4	1S – 1NT – 2D – pass	1S – 1NT – 2D – 2S
5	1S – 2NT	1S – 3NT
6	1D – 1H – 2C – 2D	1D – 1H – 2H

Change to new bidding sequence by changing minimum number of cards (preferably one in one hand)

Recap

With a strong unbalanced hand you must show that strength on your second bid by one of the following:

- Jump support of your partner's suit. Promise 4+ support
-this bid is not forcing
- Jump rebid of your own suit. Shows least 6 cards.
- not forcing but partner does not need much to go to game
- Rebid a new suit above the barrier –a reverse bid
- this bid is forcing for one round (partner must bid again)

HAND 1

West

♠ A 9 6 5
♥ 5
♦ 8 6 5 3
♣ A 9 8 7

pass

pass

North

♠ K Q 3
♥ A Q J 9 7 3
♦ A 2
♣ 4 2

1 H

3 H

pass

East

♠ 8 7
♥ 10 8 6 4
♦ Q J 10 7
♣ K 5 3

pass

pass

South

♠ J 10 4 2
♥ K 2
♦ K 9 4
♣ Q J 10 6

1 S

4 H

HAND 2

West

♠ A
♥ A Q 9 6
♦ A K J 8 6
♣ 4 3 2

1 D

2 H

pass

North

♠ Q 9 6 4
♥ 10 7 2
♦ 10 5 3 2
♣ A K

pass

pass

pass

East

♠ K 8 7 3 2
♥ K J 5 4
♦ Q 9
♣ 10 5

South

♠ J 10 5
♥ 8 3
♦ 7 4
♣ Q J 9 8 7 6

pass

pass

pass

pass

1 S

4 H

HAND 3

West

♠ A Q 9 6
♥ K Q J 10 9
♦ 4 3
♣ A 2

1 H

3 S

pass

North

♠ 8 7 5
♥ 6 5
♦ A Q 10 9
♣ 6 5 4 3

pass

pass

pass

East

♠ K J 10 4
♥ 4 3 2
♦ 7 6 5
♣ K Q J

1 S

4 S

South

♠ 3 2
♥ A 8 7
♦ K J 8 2
♣ 10 9 8 7

pass

pass

pass

HAND 4

West

♠ K Q
♥ A Q J 9 5
♦ A K 10 7 3
♣ 9

1 H

3 D

pass

North

♠ 8 7 4
♥ K 8 2
♦ 9 5
♣ K 10 8 6 2

pass

pass

pass

East

♠ A J 5 2
♥ 7 6 4
♦ J 6 2
♣ A 7 4

1 S

4 H

South

♠ 10 9 6 3
♥ 10 3
♦ Q 8 4
♣ Q J 5 3

pass

pass

Homework!

- Do exercises pgs 45 and 47 (revision on suit bidding)
- Revise Pgs 40 – 41 (ignore para 2 on pg 41)
- Read Pgs 42-43