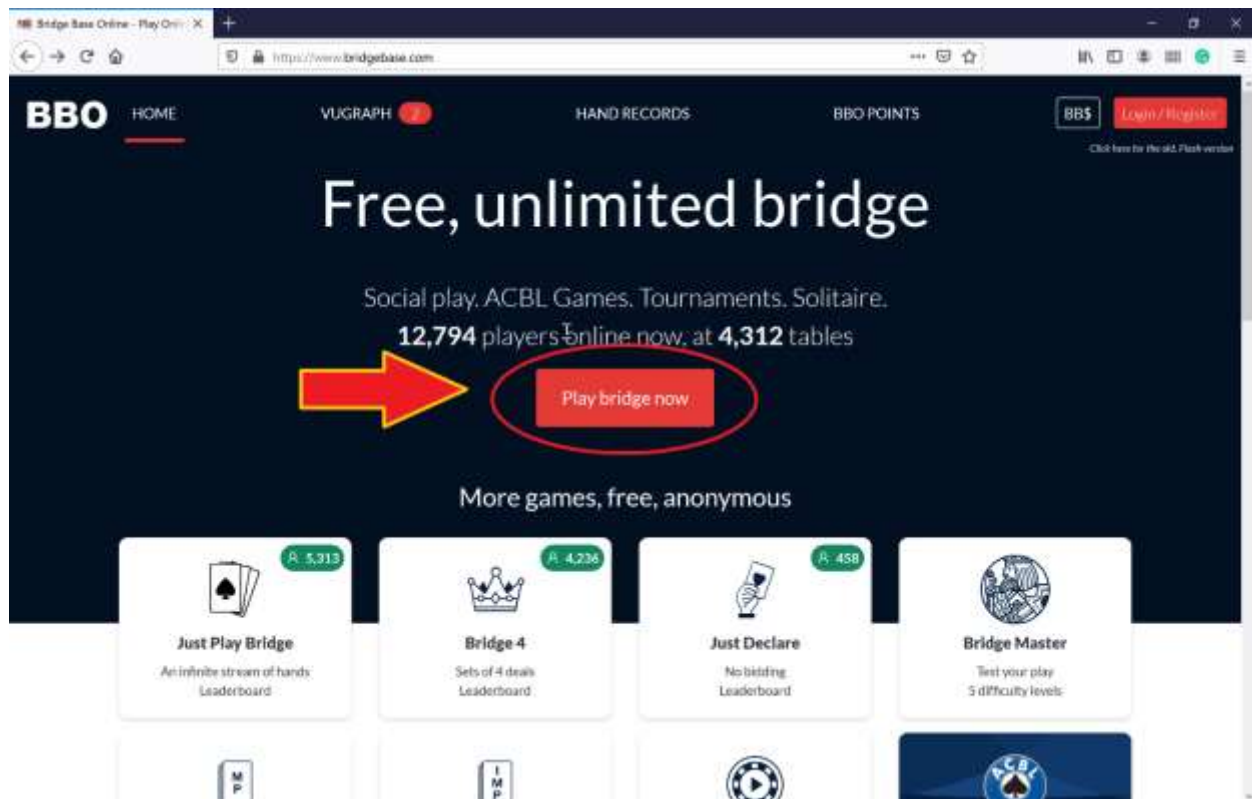


How to play Richmond BC tournaments on BBO

Step 1 – Get to the website

Open a browser and type in www.bridgebase.com. The following screen will appear:



Go to "Play bridge now"

Step 2 – Register/Login

Bridge Base Online
Social play. ACBL Games. Tournaments. Solitaire.

HOW GOOD ARE YOU?
CAN YOU SCORE 55% OR HIGHER?
try!
ROBOT REBATE
SCORE 55%
WIN 1.5 BB\$
& BBO POINTS

User name

Password

Log in

Remember me [Forgot your password?](#)

Invisible

Become a member (free!)

Watch Anonymously

Become a member (free!)

User name Required
Max: 10 characters (0/10)

Other

Password Required
Max: 10 characters (0/10)

Confirm password Required
Max: 10 characters (0/10)

Real name

ACBL Number

Skill level

- Private
- Novice
- Beginner
- Intermediate
- Advanced
- Expert
- World Class

Country

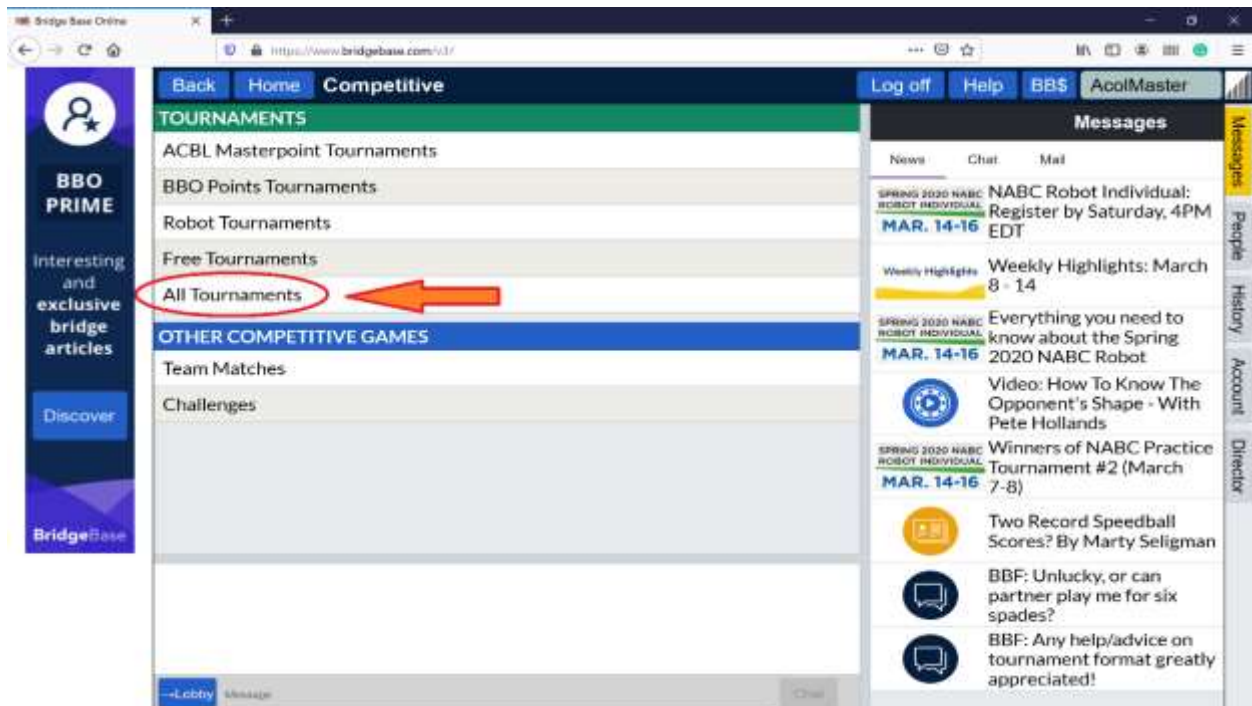
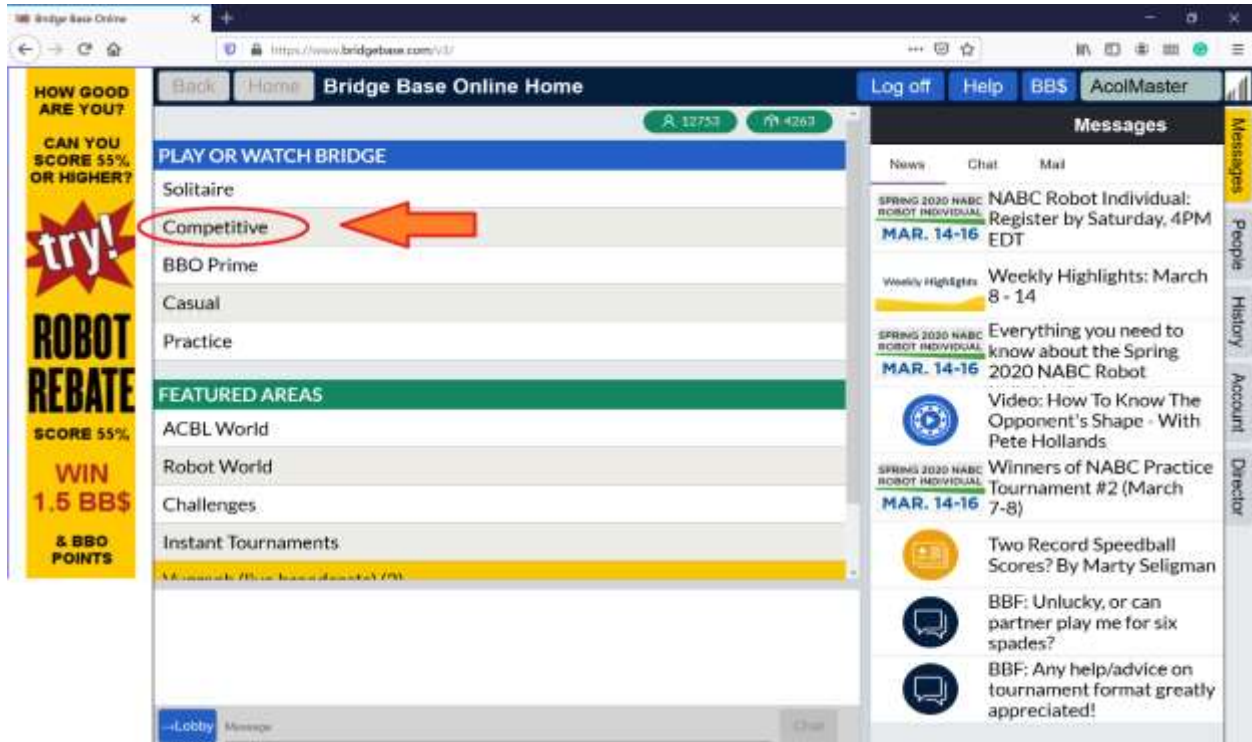
- Northern Ireland
- Norway
- Oman
- Other
- Pakistan
- Palestine
- Samoa

I agree to the [Terms of Service](#)

Help Privacy policy

Choose your username – **no more than 10 symbols**. Usernames must be unique, but it would be helpful if you used as much of your name as possible so your friends will recognize you. E.G marietta17

Step 3 – Finding our tournaments



Back Home All Tournaments Log off Help BB\$ RichmondTD

Pending Running Complete

richm Clear

Host	Title	Type	Start	Entries	Entry Fee
RichmondTD	Pairs Richmond BC #6460	Pairs	101	0	

THESE TOURNAMENTS ONLY BECOME VISIBLE 120 MINUTES BEFORE STARTING THE GAME. SO IF YOU DON'T SEE IT, DON'T PANIC, PROBABLY THERE IS MORE THAN 2 HOURS BEFORE GAME TIME!

Substitutes

---Lobby Message Chat

You can search for the event. The organiser is **RichmondTD** and the tournament is called **Richmond BC**. It will be visible only 120 minutes before the game time.

Step 4 – Register with or without partner

Back Home Pairs Richmond BC #6460 Log off Help BB\$ RichmondTD

Register Details Entries (0 Max 40) Partnership Desk (0)

This tournament will be starting in 101 minutes. You need a partner to play in this tournament.

Partner Invite

Play with Robot (0.25 BB\$)

If you do have a partner, invite them by typing in their username and press Invite

If you don't have a partner, you can either buy a Robot for \$0.25 per tournament (Robots only play 2 over 1) or register on the Partnership Desk or look for a partner there

Edit Tournament

If you have a partner – type in their name and invite them. Make sure your registration is confirmed.

If you don't have a partner – Register on the Partnership Desk and wait to be invited or choose a partner from the already listed ones. Alternatively, you can buy a Robot for \$0.25 to partner you.

Step 5 – Play!



Once your registration is confirmed, you have to only wait. The system will take you to your table automatically and ready to play. The software is quite intuitive, but you can practice at a random side table beforehand in order to get familiar with it.