

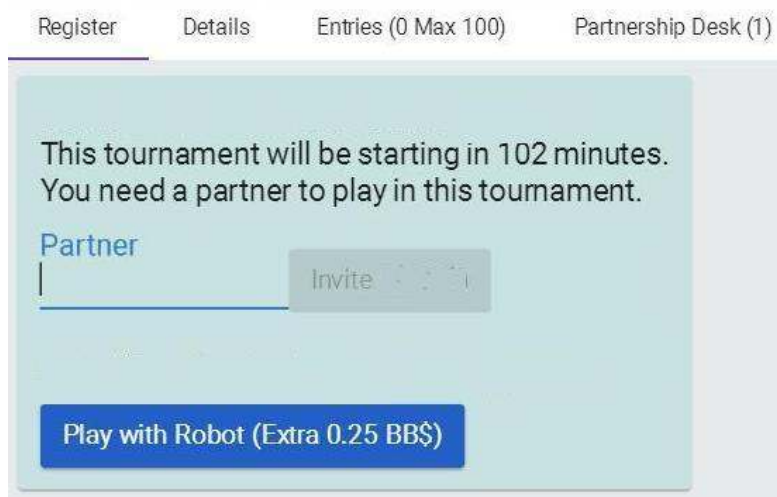
Instructions for joining in the Pinner Online Duplicate on Bridge Base Online (BBO) (revised Sept 26 2020)

Instructions for Joining

1. First be sure you have a BBO account set up. If you have not given us your BBOname before, please send an email to pinnerbridge@gmail.com with your BBOname. The game will be eligible for EBU masterpoints. The game is for members of Pinner Bridge Club and their guests. Guests should also let us know their BBOname and EBU number if they have one. If you get to play you will be invoiced £3, payable at the end of the month.
2. Arrange to play with someone. Alternatively you can pair up on the day via the tournament desk, or partner with a robot for an additional \$0.25. If you do not get to play, you will not be charged.

On the Day of the Game

3. Games on BBO are open for registration 2 hours before they start, and end 15 minutes before game time. If you have a partner **you should agree a time in that window** when you will both be logged onto BBO and decide which one of you is going register the partnership. Note: **Neither of you should enter the Casual Area of BBO**: remain in the main club.
4. That person then registers as follows: Click **Competitive ->Free (or All) Tournaments** Search “pin” to find the “Pinner Online Duplicate” event. Take a look at the following link to see what to look for <https://www.bridgewebs.com/pinner/BBOfindpin.pdf>
5. You will locate a tournament with a title like this: “Pinner Online Duplicate”
6. Click on the title and then select Register.



7. Enter your partner's BBO name and tick the box if you wish to pay for you both together. **Click Invite**. Your partner will receive an invitation, which they should accept. You may be prompted to enter your EBU number, but you can ignore this.
8. You can check the entries tab (above) to check that you are registered as a pair. Now you can choose either to log out and do something else, or wait for the tournament to start. BBO sometimes log you out automatically after a period of inactivity so at least 5 minutes before the game starts, check you are still logged in. Do not click the Casual link which would take you to a separate part of BBO. **Both of you must be online at game time or the game may start without you.**
9. The tournament director will start to send messages to the participants a few minutes before the game starts. The game will start automatically at the scheduled time, and your cards will appear at your table.

10. If you do not have a partner, you can either Play with a Robot (extra 0.25BB\$) or click on



Partnership Desk

11. If you see someone there you are willing to play with, click on the Yellow Invite Button. Or **Add your Name** to the Partnership Desk and wait for someone to invite you.
12. Enjoy your game! We will be playing about 18 boards.
13. Contact Information: If you have any problems on the day, please contact the host/director as follows

Host/Director Name	BBO Name	Mobile
PBC Host	vebu204859	
Tony Staw	tonyoct57	07986 543628
Mark Humphris	humph1801	07799 581686
Lewis Selby	Pinner3140	07860 237623

If you have never played on BBO, here a number of useful videos to get started with:

Registering on BBO: <https://www.youtube.com/watch?v=KrY6ZqVGvX8>

There are a large number of very useful videos on BBO on <https://berwickbridgeclub.co.uk/bbo>

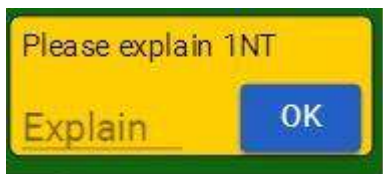
If you have never used BBO, you should start by just watching a game in progress (kibitzing) or by playing with a friend in a casual game, rather than by joining this tournament.

Good Etiquette

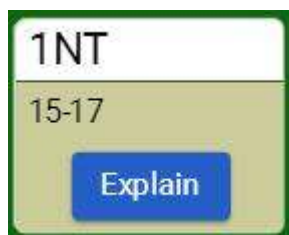
- Please always greet your opponents, ideally by name if you know their real identity and introduce yourselves.
- It is good practice to provide a simple one line summary of key elements of your system as part of greeting your opponents (eg, we play Benji Acol, 12-14 NT, weak jump shifts and inverted minor suit raises and Italian discards).
- Much of the above can be simplified using the chat manager function to automate messages and avoid having to type information this every time you encounter a new pair. If you are not familiar with chat manager, have a look at this short video, which explains all you need. https://youtu.be/_QxipNlxPNc
- Whilst it may be useful to have a convention card, players should not use the existence of a convention card as a substitute for a simple greeting that explains their system. For example, a greeting along the lines of “hello we are Laurel and Hardy, please click on our convention card for explanations” is not very helpful to your opponents.
- It is NOT acceptable, if asked a question about a bid, to respond by telling the opponents to refer to your convention card. This is dis-courteous and impractical as there isn't time for opponents to do this. You should always provide an explanation to an enquiry by clicking on

the bid and typing an explanation in the yellow box, or by chatting ONLY to your opponents (not the table).

- It is possible in the event of a misclick to request an Undo. This should not be used if you have changed your mind about a bid or a play. You also should not request an Undo of a bid if your partner has already bid. Otherwise opponents should normally just accept an undo, but you can ask the director to take a look at the hand again, if you think afterwards that this may not have been a legitimate misclick.
- To prevent misclicks you can change your BBO settings via: Account->Settings->Confirm Bids/Confirm Cards.
- Alerts: Alerting on BBO is via self-alerting, which is actually better than alerting in a face-to-face game. Before you complete a bid that in face-to-face bridge would be either alerted or announced by your partner, you should alert it yourself, using the alert button. The opponents will then see this bid highlighted, but your partner will not see this highlight. Your partner should assume you have self-alerted correctly and should not alert the bid. As well as alerting you should give a short explanation in the box provided. The correct procedure is alert, explain, bid, in that order. If you are not familiar with self-alerting or explaining bids, please see the short Youtube video in the link <https://www.youtube.com/watch?v=TN188Dme7QQ> If you need to give any further explanation of your bid by Chatting you should click on the Chat Button and send this message just to the Opponents, rather than the whole table.
- Asking for Explanations: If an opponent makes a bid and you have a question about it, then, when it is your turn to bid, you can click on the bid in question, and the bidder receives a pop-up message asking for an explanation.



The bidder should give a full description of what their bid showed. This message goes to the two opponents, but not bidder's partner. The explanation is shown in a small pop-up box



To remove this explanation from the screen, click on the white, top part of the box (1NT in this example).

Additional Notes:

- If you have been having problems with your Internet connection or your computer it is a good idea to reset them a couple of hours before the game.
- If a player is having connection problems, please contact the director by phone, text, or BBO chat – see names above.
- Games take 2 to 2 1/2 hours.
- You can make your partner someone you "Follow". You will then get notified whenever they log in.

- Timings: We are allowing about 7 minutes per board, so if you have 3-board rounds, you will see the Round Clock starts showing 21 minutes. However if all tables finish a round early, the next round will start as soon as the last table finishes. Please keep an eye on the round clock.
- If you decide to play with a robot, your robot partner will expect you to bid their system, which is described here https://www.bridgebase.com/doc/gib_system_notes.php There is also a video showing how the BBO robots bid on https://www.youtube.com/watch?v=a8vVCRnV_XE
- Please update your BBO Profile with your Real Name, and description of your bidding system in the “Other” section. Click on Account->Profile to access this. You can also click on “Profile Image” to upload your photo.
- If during the bidding or play, you feel there has been an infraction, do let the director know about this by chat before the game ends, or otherwise as soon as possible, by phone afterwards. The director can then look into this and may make an adjustment to the score. Possible infractions include: failure to alert, incorrect explanations, unauthorized information, problems with Undos, invalid claims, etc.