

How to Play in the Olicana Club Room in BCL

Before the session

You must be a full member of BCL and associated with Olicana Bridge Club (In BCL select **Members** then **Clubs** then Click **HERE** to associate as a member of Olicana).

It's a good idea to have played some hands with your partner in the Daily MPs room to get familiar with the pace and method of playing online.

You don't need to book in or pay for the Olicana club event in advance. Olicana Bridge club will invoice you at the end of every month for all the events you have played in the Olicana club rooms in BCL and BBO. Please play the invoice promptly by online bank payment or cheque.

The event is an 18 board match pointed pairs with a minimum of 3 full tables. No half tables. Howell movement.

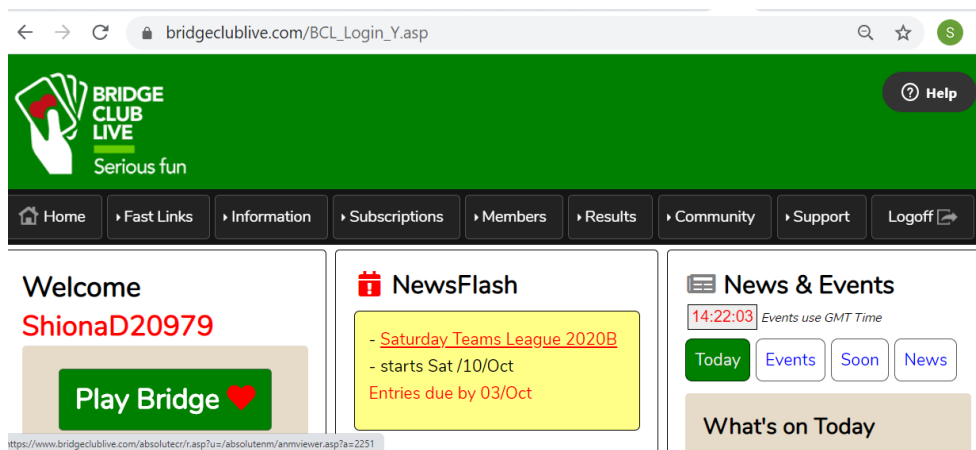
You should agree the SSD with your partner before the event. You can use the BCL Office to agree an SSD in advance (With your partner, enter BCL then the room called The Office which is a room specifically for editing, and confirming your SSD).

The Olicana club room opens 30 minutes before play starts. Aim to be seated 10 minutes before play starts. If you are not seated with 5 minutes to go, you may be left on a half table and not able to play.

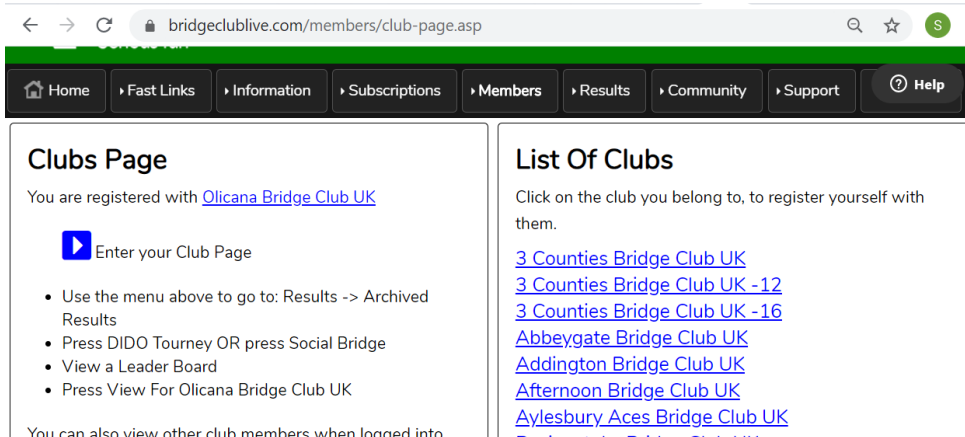
Playing

To play in a session, first go to the BCL homepage.

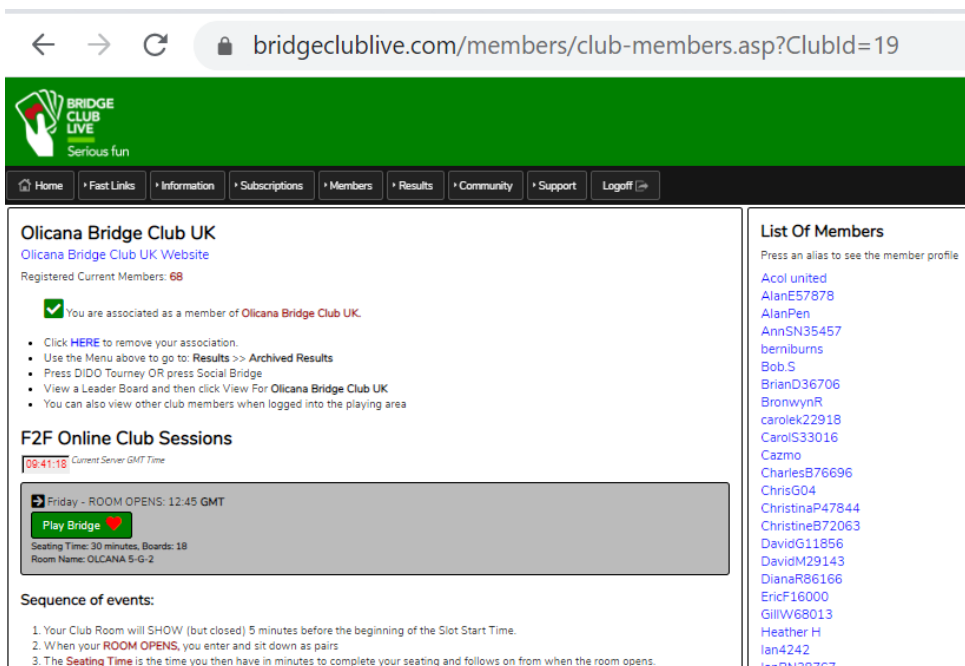
Copy this text <https://www.bridgeclublive.com/> into the address line of your browser (doesn't always work to click the link from this document).




In the dark blue bar, click **Members**, then select **Clubs** from the list.



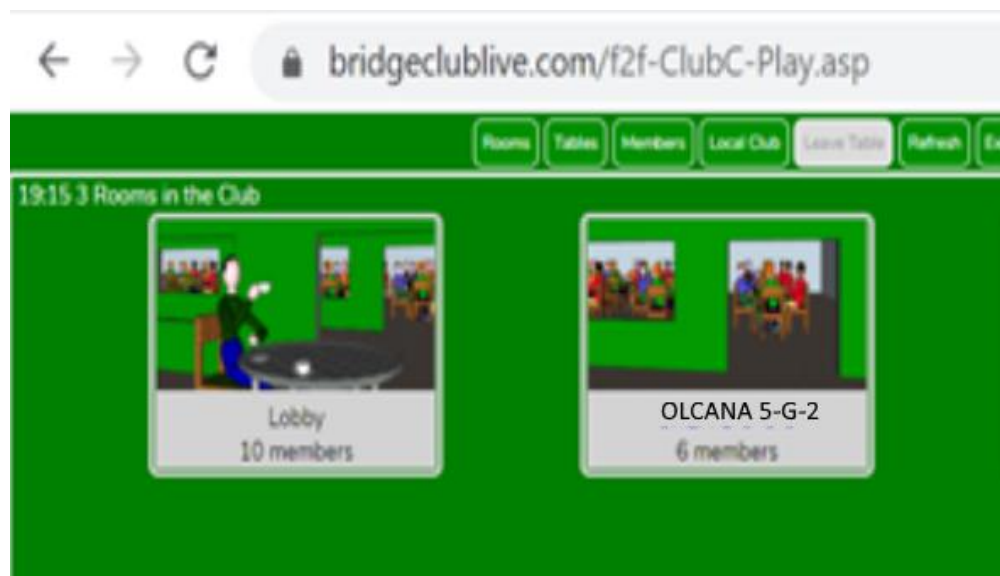
Then click the blue arrow, where it says “Enter your Club Page”.



Underneath the heading F2F Online Club Sessions, click **Play Bridge**.



Click **Enter your F2F Club Rooms**.



Enter the room prefixed Olcana. If the room is not shown, try clicking **Refresh**. Check the Chat area of the screen for a message saying when the room is opening.



In the Olicana club room, if your partner is already seated, sit opposite them. If your partner is not already at a table, click **Start a table** in the top left of the screen and the system will find you a new table. Don't try to sit at a table unless your partner is already there; leave it to the system to choose one for you.

You can see if your partner has entered BCL by clicking **Local Club** and looking for your partner's alias. Then you can **Chat** to tell them your table number.

Partner - if you can't see the table your partner started, try clicking **Refresh**

The player who started the table submits the SSD and partner confirms.

The system may move you to another table to create full tables. That's normal, don't try to move back to your original table. The system may change you from NS to EW; again, that is OK.

With 5 minutes to go, the host pair should **Start a table** to ensure that any half tables are made up. If you join after the host pair, you may be left at a half table, and not get to play; so always start your table with more than 5 minutes to go.

If there are fewer than 3 full tables, the session is cancelled.

When the event starts, hands are dealt and you play as normal, but with your Olicana friends.

At the end of a round, the system displays a message with your next table and moves you on. You may have to wait for that table to be ready and you may have to wait for opponents, just like a Howell movement at the club. Do not panic! It may appear that you have been booted out of the room. You haven't. You are still in the Olicana room and you are "Lurking". You can **Chat** to other lurkers.

There are no time limits per round but there is an overall time limit which is more than two and a half hours.

If a player drops out of the event because of broadband problems, the system holds their seat for a short while, or a substitute can sit down for them. If you need a substitute or need a TD ruling, ring Shiona on 07533 792 184.

Results will be on the Olicana website within an hour of the event finishing and will be sent to EBU for NGS processing (timing to be confirmed).

Visitors are welcome, but please ring Shiona or email tdatilkleybridgeclub@gmail.com the day before the event to ensure access is set up.