

OBC results processing - reference

Contents

[1. Introduction](#)

[2. Prerequisites](#)

[3. Getting the results](#)

[3.1. RealBridge](#)

[3.2. F2F](#)

[3.3. Actually doing the merge](#)

[3.4. Checking](#)

[3.5. NGS Exemption for hosts](#)

[3.6. Storing the results](#)

[3.6.1. Upload results to Bridgewebs](#)

[3.6.2. Upload results to Pianola](#)

[3.7. To edit the results after they have been published to Pianola](#)

1. Introduction

This document now makes no reference to BBO but covers RealBridge only sessions and hybrid sessions with both F2F and online sections.

2. Prerequisites

To complete the whole process you will need

- Access to <https://drive.google.com/drive/folders/1U5MD7FvdZ8HVODWjmKQtNW6yujDwKRWF>
- Access to the BBO to XML webpage at <https://dds.bridgewebs.com/bbotxml> (documentation at <http://www.mirgo2.co.uk/bboextractor/index.php?section=7>)
- Scorer password to Bridgewebs results administration area
- Your personal login access to Pianola with privilege to upload scoring files

3. Getting the results

3.1. RealBridge

For RealBridge if you are not directing yourself then you should be emailed an xml file conforming to the USEBIO 2.1 DTD and described fully at <http://www.usebio.org/documentation/usebio-1.2.pdf>. This format is accepted both by BridgeWebs and by Pianola so often it will be very straightforward to process. You may instead be sent a link to allow you to download and save the file from RealBridge. The file should have a

name such as: 210903129615FriMorClubDuplicate_lin.xml. On MS Windows there is an option to not show the “file extension” so the “.xml” may not be shown. The first numeric part is the event identifier which is also inside the file. This is followed by the event description as entered by the director at the top of the window in RealBridge but without spaces and this is followed by “_lin.xml” which indicates that the full playing data are included. If the file does not have such a name then if you have the director link then log in to RealBridge and click on the USEBIO button which displays four links. You want just the second one so right click on the “USEBIO_file_with_play” link and select “Save link as” where you should be invited to save the file with the correct name in your “Downloads” directory (folder). If you don’t have the director link for RealBridge then ask the director to do this and email you the resulting file.

The director may tell you that somebody has dropped off RealBridge and come back with a different name or EBU number. The director should be asked to edit the name and ID number so that the two entries are identical - they will then be combined by RealBridge.

If you look at the file with a text editor or an xml editor you will see that it starts with general information about the event, then a block on the participants where each pair is listed (that is displayed as “Rankings” on the club website and finally the play for every board. Each traveller line block has a block called lin data at the end which details the bidding and the play. The lin data also contains the information on each board allowing a PBN file to be generated.

RealBridge also provides two PBN files. Only the file without the play data should be used..

3.2. F2F

For a hybrid session the F2F scorer will email you the results from the F2F section. If you look inside the file you will see that within the event block is a session (1) and within that a section (A) wrapping the participants and board block. For each traveller line there is, of course, no lin data. Instead after the end of the section block there is a handset block containing the details of all the hands.

You may also be sent a PBN file which must be used if there were more hands played in the F2F section than in the online section

You should then merge the two sections using BBOtoXML. It should not matter which section you start with but for consistency please first load the RealBridge and then the F2F session. The resulting file name will then look like Fri_Mor_Club_Duplicate_merged_2021-09-03.xml. So it starts with the event description as entered by the online director with underscores instead of spaces, then “_merged_” and finally the date and a “.xml” extension. The resulting file looks very like the RealBridge format with neither session nor section blocks and no handset block. Within the traveller line, the lin data will be present for RealBridge play and will be omitted for F2F play. This probably means that a hand that is only played in the F2F section but not in the RealBridge section will not be described anywhere. If this proves to be a problem these instructions will be updated.

3.3. Actually doing the merge

Bring up the BBO to XML Converter <https://dds.bridgewebs.com/bbotoxml/bbotoxml.htm>

It is enhanced on a regular basis but recently looked like:

Import/Edit/Merge CSV/XML
Help

BBO to XML Converter

Club Name

Club ID Number

Contact Name

UMS Charge Rate

Load Names

Create XML file

This creates an XML file for upload to Bridgewebs, EBU, EBUscore and other scoring programs, NBOs and results websites.

☐ No Neuberg, or matches BBO scoring
☒ Enhanced Scoring (Neuberg)

Master Points

North/South

East/West

EBU - England
MP Scale
Club

Version 1.5.3

It has a useful “Help” button at the top right. Click on the “Import/Edit/Merge CSV/XML” button and a file selector will appear for you to select the RealBridge file (with the “_lin.xml” at the end of the file name). The window will then look like:

Edit Scores
Merge CSV/XML
Create PBN
Save As CSV
Handicaps
Go Back (discard edits)
Help

Title:

Date:

Event Type:

Board Scoring Type:
MATCH_POINTS

Winners:
1

Tables:
9 and a half tables

Boards:
20

Scores:
180 (no missing scores)

Missing Names:
No Names File Loaded

Missing NBO IDs:
No Names File Loaded

Substitutions:
None

Ranking:

Rank	Pair	Names	Played	Mpts	Score	Adjustment(Mpts)
1	<input type="checkbox"/> 14	Susan Smith + Moira Pavelin	18	164.00	56.94	<input type="text"/>
2	<input type="checkbox"/> 5	Mary-Ann Sheehy + Tim Sheehy	18	163.00	56.60	<input type="text"/>
3	<input type="checkbox"/> 7	Ruth Jones + Diana Pick	20	180.00	56.25	<input type="text"/>
4	<input type="checkbox"/> 4	Paul King + Mike Toft	20	178.00	55.63	<input type="text"/>
5	<input type="checkbox"/> 3	Cliff Davlin + Steve Numan	20	172.00	54.06	<input type="text"/>

Now click on the “Merge CSV/XML” button and add in the F2F section. A popup will tell you that *Event being merged, or original event, does not contain board definitions*. Click ‘OK’ if you are merging sections

(different players playing the same set of boards). Click 'Cancel' if you are merging sessions . Click on OK to dismiss it and to indicate that we are merging two sections. This will result in:

Edit Scores	Merge CSV/XML	Create PBN	Save As CSV	Handicaps	Go Back (discard edits)
--------------------	----------------------	-------------------	--------------------	------------------	--------------------------------

Title: Fri Mor Club Duplicate (merged)
Date: 2021-09-03
Event Type: PAIRS
Board Scoring Type: MATCH_POINTS
Winners: 1
Tables: 13 and a half tables (across 2 sections)
Boards: 20
Scores: 260 (no missing scores)
Missing Names: No Names File Loaded
Missing NBO IDs: No Names File Loaded
Substitutions: None

Ranking:

Rank	Pair	Names	Played	Mpts	Score	Adjustment(Mpts)
1	<input type="checkbox"/> 26	Linda Edwards + Diane Coe	20	291.00	60.63	
2	<input type="checkbox"/> 14	Susan Smith + Moira Pavelin	18	254.00	58.80	
3	<input type="checkbox"/> 5	Mary-Ann Sheehy + Tim Sheehy	18	245.00	56.71	
4	<input type="checkbox"/> 7	Ruth Jones + Diana Pick	20	270.00	56.25	

Click on the “Save As CSV” button and it will be saved to the downloads folder. Click on the “Create PBN” button which takes you to a new tab. Once the yellow box has appeared and it says “*Calculation of Makeable Contracts has completed. PBN file should be in the Browser's Downloads folder*” then you can close that tab and click on the “Go Back” button. To get back to the original display.

As necessary set:

Club Name: Oxford Bridge Club

Club ID Number: 201048

Contact Name: Your initials or abbreviated name

UMS Charge rate:

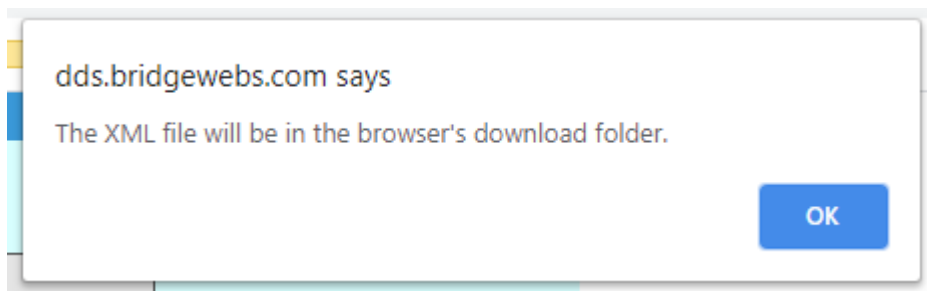
10 - Normal club session

04 - L&P

For master points select the club scale (as shown above) except for L&P when it should be manual. When the master points are set to the manual scale then no master points will be awarded (unless you enter numbers in the boxes above - which you shouldn't). With the club scale, after you have generated the XML files the allocated master points will be displayed in the two boxes above.

Select enhanced scoring (Neuberg). This applies a formula to correct the match points awarded for each board that has not been played as much as other boards and is to allow for the fact that if it had been played by more people then what would have been a top is no longer 100% and what would have been a bottom is not 0% and so makes sure that all boards carry the same weight.

Now click on the “Create XML file button” at the bottom right and select as input file the csv file that was just generated and which should be in your downloads directory with a name like: Fri_Mor_Club_Duplicate_merged_2021-09-03.csv. This will then report:



After clicking OK then you will see (in the case of a regular club session with master points):

[Import/Edit/Merge CSV/XML](#) [Help](#)

BBO to XML Converter

Club Name	<input type="text" value="Oxford Bridge Club"/>	<input type="button" value="Load Names"/>
Club ID Number	<input type="text" value="201048"/>	
Contact Name	<input type="text" value="SMF"/>	
UMS Charge Rate	<input type="text" value="10"/>	

This creates an XML file for upload to Bridgewebs, EBU, EBUscore and other scoring programs, NBOs and results websites.

Fri Mor Club Duplicate (merged)

Event Date	<input type="text" value="2021-09-03"/>	Event Type	<input type="text" value="PAIRS"/>	<input type="radio"/> No Neuberg, or matches BBO scoring <input checked="" type="radio"/> Enhanced Scoring (Neuberg)
Master Points 13.5 tables 20 boards				
North/South	<input type="text" value="54,48,42,36,30,21,21,12,6"/>			
East/West	<input type="text"/>			
<input type="text" value="EBU - England"/>		MP Scale	<input type="text" value="Club"/>	

BBO Event Link

Version 1.8.3

which now shows information about the event and the master points awarded. A new xml file with a name like: Fri_Mor_Club_Duplicate_merged_2021-09-03.xml should appear in the downloads folder. The PBN file will already be in the downloads folder with a name like: Fri_Mor_Club_Duplicate_merged_2021-09-03.pbn.

3.4. Checking

This process requires the current BBONames.txt file which holds forename, surname and ebu number for all our current members and visitors. It is maintained by Matt Wilkinson. Download it from within https://drive.google.com/drive/folders/1U38QMSgYTWIn9o7TtmAzYTbZsCNZI_Bf If you already have an old copy then you can try using it but if a player is not recognised then make sure that you use the latest file.

It is well worth checking the xml file before uploading to Pianola. So go to <https://stevefisher.org.uk/obc/xmlchk> and specify the xml file and the BBONames.txt file. It will display some basic information about the session - the name, the date and the UMS code. If anybody has not entered an EBU number their name will be output. For anybody who has entered one then their name will be looked up in the BBONames.txt file and the names compared and any problems highlighted. If the surname does not match the EBU number it will fail to load into Pianola so should be fixed if possible. These are shown in red. There are also some cases where the name does not completely match that stored in the BBONames file which is derived from Pianola. This does not prevent the results being uploaded but it is worth liaising between Matt Wilkinson and the player to have them identical. To fix the errors in red, then edit the .xml file with a text editor to get the EBU numbers correct and recheck.

Check validity of an XML file from RealBridge

XML file:	Choose file	bitbad.xml
BBONames file:	Choose file	BBONames.txt

Check the XML

Oxford Bridge ClubThur Eve Gentle Duplicate - 10/12/2020 - UMS 10

Susan Bridge does not have ebu number Susan Bridge

Adele Berthet does not have ebu number 509262

Marianne O'Connor does not have ebu number 509346

Dick Whittington has no ebu number

Richard Whittington does not have ebu number JRYEJ

judith westgate is different from Pianola's Judith Westgate

Elisabeth Froggatt is different from Pianola's Liz Froggatt

Attempt to fix all the issues marked in red before continuing. The black ones do not prevent the results being processed but can look a bit untidy on the website. The problem with Marianne O'Connor is the character used as an apostrophe which does not match that stored in Pianola.

The pair entry for the Whittingtons looks like:

```

205         <NATIONAL_ID_NUMBER>49/6/9</NATIONAL_ID_NUMBER>
206     </PLAYER>
207 </PAIR>
208 <PAIR>
209     <PAIR_NUMBER>14</PAIR_NUMBER>
210     <PLACE>6</PLACE>
211     <BOARDS_PLAYED>16</BOARDS_PLAYED>
212     <PERCENTAGE>54.69</PERCENTAGE>
213 <PLAYER>
214     <PLAYER_NAME>Dick Whittington</PLAYER_NAME>
215     <NATIONAL_ID_NUMBER></NATIONAL_ID_NUMBER>
216 </PLAYER>
217 <PLAYER>
218     <PLAYER_NAME>Richard Whittington</PLAYER_NAME>
219     <NATIONAL_ID_NUMBER>JRYEJ</NATIONAL_ID_NUMBER>
220 </PLAYER>
221 </PAIR>
222 <PAIR>
223     <PAIR_NUMBER>15</PAIR_NUMBER>
224     <PLACE>13</PLACE>
225     <BOARDS_PLAYED>16</BOARDS_PLAYED>
226     <PERCENTAGE>43.75</PERCENTAGE>

```

use a simple text editor to set the correct EBU number between the <NATIONAL_ID_NUMBER> and </NATIONAL_ID_NUMBER>.

After editing the .xml file you will need to refresh the webpage <https://stevefisher.org.uk/obc/xmlchk> and reload the files.

If a player is not found then please inform Matt Wilkinson **and carry on with the processing.**

3.5. NGS Exemption for hosts


If the director has asked to register an NGS exemption for a host (possibly with his or her partner) then you should do this manually. It will only have an effect if the host has completed the NGS exemption form online by at least before 30 minutes after the start of the session. If both the online director and the F2F director request an exemption in their own section then please ask them to decide who if anyone gets the exemption - as they can't both have it. Simply edit the XML file, find the name or names and change <PLAYER RATEABLE="Y"> to <PLAYER RATEABLE="N">I.

3.6. Storing the results

If you don't have a PBN file then use BBOtoXML and click on Import/Edit/Merge CSV/XML and select the xml file. Click on "Create PBN" and the pbn file will appear in your downloads folder.

3.6.1. Upload results to Bridgewebs

Two files are required for the upload to Bridgewebs: xml file and the pbn file . Go to https://www.bridgewebs.com/cgi-bin/bwon/bw.cgi?pid=upload_results&club=obc and enter the password to get to:



Oxford Bridge Club

Bulletin

All sessions at the club premises are suspended. TRY PLAYING ONLINE INSTEAD!

- Home Page
- Contact Us
- News Extra
- Education and Courses
- Online Bridge Programme
- Bridge Programme (paused)
- Calendar
- Results
- Competitions/Events

Upload BBO Online Amend Attach Remove Recover Player

Upload new results or completely replace existing results

This option can be used to: Upload new results or completely replace existing results.

As well as the results file, you may wish to add additional files.

Select the Results File:

Select the Bridgmate File (as necessary):

Select the Deal file:

Select the Information File (as necessary):

Delay for Simultaneous Events (if necessary):

Choose file

 No file chosen

Choose file

 No file chosen

Choose file

 No file chosen

Choose file

 No file chosen

When Uploaded


Upload

This site is built with **BridgeWebs**, the easy web solution.


Select the results file using the first “Choose file” button.

Then select the deal file using the third “Choose file” BUTTON to select the pbn file for the session.

Click on the “Upload” button. You may be asked to confirm the calendar event to which these results should be attached.



Oxford Bridge Club



Bulletin

All sessions at the club premises are suspended. TRY PLAYING ONLINE INSTEAD!

- Home Page
- Contact Us
- News Extra
- Education and Courses
- Online Bridge Programme
- Bridge Programme (paused)
- Calendar
- Results
- Competitions/Events

Upload BBO Online Amend Attach Remove Recover Player

Upload new results or completely replace existing results

Uploading! 6728_Pairs_OXFORD_BC Sat_Aft_Social_Video_Dupl_2020-05-23 (2).xml

Uploading! 6728_Pairs_OXFORD_BC Sat_Aft_Social_Video_Dupl_2020-05-23.pbn

Deal file: 6728_Pairs_OXFORD_BC Sat_Aft_Social_Video_Dupl_2020-05-23.pbn has been accepted

Upload for 13086 res_6728_Pairs_OXFORD_BC Sat_Aft_Social_Video_Dupl_2020-05-23__2_.xml has been successful

Calendar for 23/05/2020 has been updated

This option can be used to: Upload new results or completely replace existing results.

You can now enter more results if necessary. Continue

Ranking - 23rd May 2020 - Saturday Social Video Bridge
#6728 Pairs OXFORD BC Sat Aft Social Video Dupl

Pos	No	Players	Match Points	Score %
North / South				
1	1	Sally Taylor & Claire McGlashan	64	66.67
2	2	Gwen Turner & John Turner	48	50.00

Now check and make sure that there are no obvious errors

3.6.2. Upload results to Pianola

This is the last chance to make corrections without needing to ask a chief scorer to help you out.

Login to Pianola and click on Results. Locate the session or choose Ad Hoc session. Now identify the XML file and also the PBN file and then click upload results. In general try to avoid using Ad Hoc sessions as they spoil the statistics which are available from Pianola.

pianola John Fleming Log out Change Club Go to member area

Dashboard Members Groups Messages Results Competitions Site manager Reports Settings

Upload results Upload handicap data Pre-create sessions

Upload

Upload results for Adhoc session

- 1** Choose the results file
This is known as the P2P file (or XML file) and is generated by your scoring software

Choose results file (P2P or XML):
 No file chosen
- 2** Choose the hand record file
This is the file generated by your dealing software. We currently accept PBN or TXT files

Choose hand record file (TXT or PBN):
 No file chosen
- 3** Is your event handicapped?
You need to upload a handicap file for your club.

If this goes smoothly then the job is done. However if Pianola reports problems then please contact one of the Chief Scorers (scorer@oxfordbridgeclub.com).

3.7. To edit the results after they have been published to Pianola

1. Mail scorer@oxfordbridgeclub.com to ask to have the results deleted
2. Go to the Bridgewebs upload area (https://www.bridgewebs.com/cgi-bin/bwon/bw.cgi?pid=upload_results&club=obc), login and select the "Recover" tab. Find the session and download the xml and pbn files.
3. Rename the .xml file to old.xml
4. Use BBOtoXML and click on Import/Edit CSV/XML and select the old.xml file. For a hybrid session it will often report missing scores.
5. Click on Edit Scores
6. Find the board by using the controls at the top left.
7. Note that the pair number may not be the one you expect so check the names.
8. Click on the field you want to change - typically the number of tricks - update it and click elsewhere.
9. Click on "Save as CSV" and the file appears in the downloads directory with the correct name.
10. Click "Go Back" once (or twice) to get back to the normal screen
11. Make sure the UMS charge rate and master point settings are correct.
12. Generate a new .xml file from the new .csv file.
13. Restore any NGS exemption modifications.
14. Check the new .xml file with <https://stevefisher.org.uk/obc/xmlchk>
15. Upload the new .xml and the .pbn to BridgeWebs again (it should overwrite the old results) and check
16. Upload the new results to Pianola once the old ones have been deleted

For problems with this document please contact steve.fisher@oxfordbridgeclub.com

Last modified: 15/08/2022