




Responses and Opener's Rebids Following a Preemptive Opening

You Have Opened With a Weak Two

- If responder raises your preempt, you are done!
- Never, never to be heard from again!!
- If you open 2 , 2 , 2  and partner raises your suit to the 3 or 4 level, you do not bid again, no matter what the opponents do.
- If you have made an accurate preempt, partner knows your hand and you must leave it to partner to make any decisions.

What If Partner Bids a New Suit?

- In standard bidding, new suits are forcing.
- The opening bidder can:
 - Raise with support ... 3 card support for sure or with a good hand and honor small.
 - Without support, go back to your suit.
 - You might also bid a third suit if it is convenient. And you have some strength in that suit.
 - With a top hand and outside stoppers, opener might bid 2 no trump.

Here's Example 1

♠ 2
♥ A J 10 9 8 3
♦ Q 10 5
♣ Q 4 3

Opener
2 ♥
2nt

Responder
2 ♠
3nt

Responder's hand

♠ A K J 7 5

♥ 7 4

♦ A K 3 2

♣ K 10 5

Here's Example 2

♠ 2

♥ K Q J 10 8 3

♦ 10 5 2

♣ 5 4 3

Opener

2 ♥

3 ♥

Responder

2 ♠

Here's Example 3

♠ K 2

♥ A Q J 10 8 7

♦ 10 5 2

♣ 5 4

Opener

2 ♥

3 ♠

Responder

2 ♠

♠ 8 5 2

♥ A Q 10 8 7 2

♦ 10 5 2

♣ 5

Opener

2 ♥

3 ♠

Responder

2 ♠

Here's Example 4

♠ 2

♥ K Q J 10 8 3

♦ K 10 5 2

♣ 5 4

Opener

2 ♥

3 ♦

Responder

2 ♠

Responder Bids 2nt - Example 5

♠ 6 2
♥ 10 8 3
♦ K Q J 10 5 2
♣ K 4

Opener
2 ♦
3 ♣

Responder
2 nt

Responder's hand

♠ K J 10
♥ A K J 2
♦ 7 4
♣ A J 5 2

Responder Bids 2nt - Example 6

♠ 6 2
♥ 10 8 3
♦ A K Q 10 5 3
♣ 7 4

Opener	Responder
2 ♦	2 nt
3 nt	

Responder's hand

♠ K J 10
♥ A K J 2
♦ 7 4
♣ A J 5 2

Responder Bids 2nt - Example 7

♠ 6 2
♥ 10 8 3
♦ K Q 10 5 3 2
♣ Q 4

Opener

2 ♦
3 ♦

Responder

2 nt

Responder's hand

♠ K J 10

♥ A K J 2

♦ 7 4

♣ A J 5 2

Responder Bids 2 nt

- Normally responder does not try for a no trump game over a weak two in a major suit.
- The usual way to make a game try would be in the opener's major suit.
- But, there are a few exceptions.

Responder Bids 2nt - Example 8

♠ K Q 10 8 6 2
♥ 10 8 3
♦ A 3 2
♣ 4

Opener

2 ♠

3 ♦

Responder

2 nt

3 nt

Responder's hand

♠ J

♥ A K J

♦ J 6 4

♣ A K Q J 5 2

Responder Bids 3nt - Example 8

♠ J 5 2
♥ J 8 3
♦ K Q 10 8 3 2
♣ 4

Opener
2 ♦

Responder
3 nt

Partner is not
asking your
opinion.

Responder's hand

♠ A 10 4
♥ A 10 9
♦ 4
♣ A K Q J 5 2

Responder Bids 3nt - Example 9

♠ J 5 2
♥ 8 3 2
♦ A Q 10 8 3 2
♣ 4

Opener
2 ♦

Responder
3 nt

Responder's hand

♠ A 10 4 3

♥ A 10 9

♦ K J 4

♣ A Q 2

When the Preempt is at the 3 Level

- You expect a 7-card suit.
- At the 4 level, an 8-card suit.
- Fewer than 10 points and most values in the long suit.

You Need A Running Suit of Your Own to Bid No Trump - Example 10

♠ 5 2

♥ J 3 2

♦ 2

♣ K Q J 9 7 5 4

Opener

3 ♣

Responder

3 nt

Responder's hand

♠ A K

♥ A 10 9

♦ A K J 10 9 5 4

♣ 2

You Expect to Run the Preemptor's Suit to Bid No Trump Example 11

♠ 5 2

♥ K 3 2

♦ 2

♣ K Q 9 8 7 5 4

Opener

3 ♣

Responder

3 nt

Responder's hand

♠ K J 10

♥ Q J 10

♦ A J 10 3

♣ A 10 3

Game Try Over a High-Level Preempt

- Game tries will usually be in the Preemptor's long suit.
- These bids are rare, but when they come around, you want to know how to handle them.
- Base your game try on aces and kings, not queens and jacks.

After a 3-Level Preempt

♠ A K 10 7 5 3 2
♥ Q 3 2
♦ 2
♣ 7 2

Opener
3 ♠

Responder
4 ♠

Responder's hand

♠ Q

♥ A 7

♦ A K 10 6 3

♣ A 10 8 4 3

After a 3-Level Preempt -12

♠ 3 2
♥ K Q J 9 5 3 2
♦ J
♣ J 7 2

Opener

3 ♥

Responder

4 ♥

Responder's hand

♠ A K Q 4

♥ A 6

♦ K Q 10 4 3 2

♣ 8

Don't Try Game When You Have Quacks -13

♠ 3 2
♥ K Q J 9 5 3 2
♦ 8
♣ J 7 2

Opener

3 ♥

Responder

Pass

Responder's hand

♠ K Q J 6

♥ A 4

♦ Q J 10 4 3

♣ Q 5

Be Cautious When You Don't Have a Fit - 14

♠ 3 2
♥ K Q J 9 5 3 2
♦ J
♣ 8 7 2

Opener

3 ♥

Responder

Pass

Responder's hand

♠ A Q J 5 4

♥

♦ A 6 4 3

♣ K J 10 4

Be Cautious When You Don't Have a Fit - 15

♠ A Q 10 9 8 3 2

♥ 3

♦ J 8

♣ 8 7 2

Opener

3 ♠

Responder

Pass

Responder's hand

♠ 5

♥ K Q 8 2

♦ K Q 4 3

♣ K J 10 6

Be Cautious When You Don't Have a Fit -16

♠ A Q 10 9 8 3 2
♥ 3 2
♦ J 8
♣ 8 7

Opener
3 ♠

Responder
Pass

Responder's hand

♠
♥ A Q 8 7 5
♦ A 8 6 5 4 3
♣ K 2

Will You Pass All Bad Hands?

- No!!!
- The purpose of a preempt is to make things difficult for the opponents.
- So, with a fit and a weak hand, you may want to extend the preempt.
- Use the law. Bid to the level of the number of trump you have.

With a Weak Hand and a Fit, Extend the Preempt - 17

♠ A Q 10 9 8 3 2
♥ 3 2
♦ 9 8
♣ 8 6

Opener
3♠

Responder
4♠

Responder's hand

♠ J 5 4

♥ 5

♦ J 10 6 5 4

♣ 10 9 7 2

With a Weak Hand and a Fit, Extend the Preempt - 18

♠ 3 2

♥ 2

♦ K Q J 8 7 5 2

♣ K 7 2

Opener

3 ♦

Responder

5 ♦

Responder's hand

♠ A 5 4

♥ 5 4

♦ 10 6 5 4

♣ 10 9 7 2