
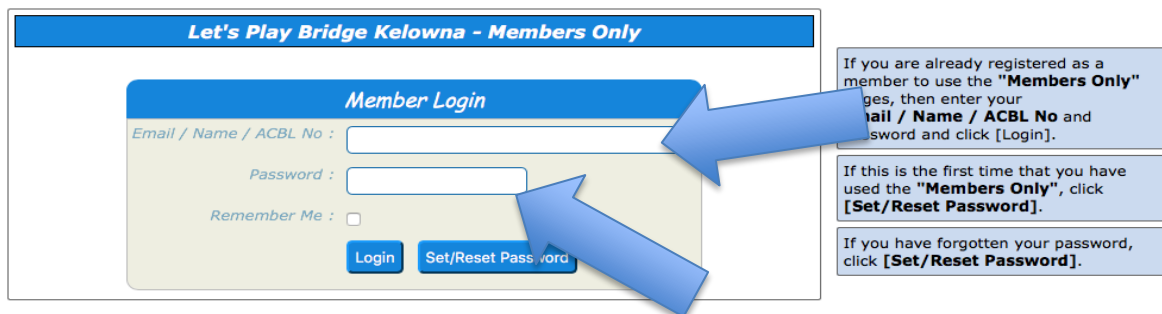


## How to change your account information in MEMBERS ONLY.

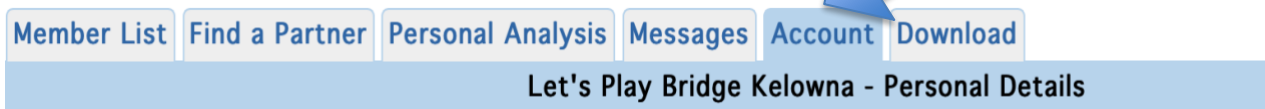
1. Click on **MEMBER ONLY** box in the top right corner of our webpage



2. Enter your name, email or ACBL number and password.




3. You are now logged in to the **MEMBERS ONLY** section. To change your account information (eg. phone number, email address) click on the **ACCOUNT** tab.



4. You are now able to change your personal details including:
  - a. first name
  - b. second name (last name)
  - c. telephone number
  - d. mobile number
  - e. address (this is available but LPBC does not use this field)
  - f. ACBL number

g. BBO username

*Personal Details*

Email :  

First Name :


Surname :

Phone :

Mobile :

ACBL :

BBO Username :

Profile Picture :  See Right Panel -->  
 no file selected

Address 1 :

Address 2 :

City :

Province :

Address 5 :

Postal Code :

5. You may also change whether you want your name, email or phone number to appear in a membership list for LPBC members only. We have implemented 'Find a Partner'. You may choose to show your email, phone and mobile in this feature. These will default to 'Yes'. You may also change your **password** here.

Opt In to List :

Opt In to Personal Analysis :

Opt In to Show Email :

Opt In to Show Phone :

Opt In to Show Mobile :

Opt In to Show Rank etc. :

Opt In to Bulk Email :

Show Email in "Find a Partner" :

Show Phone in "Find a Partner" :

Show Mobile in "Find a Partner" :

Password :

Repeat Password :