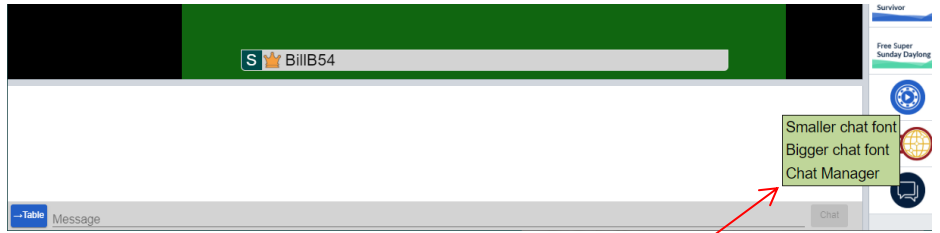


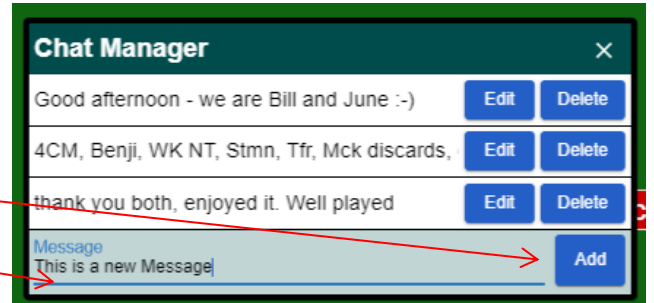
Using BBO's Chat Manager

BBO's Chat Manager is a way of saving stock phrases that you regularly use when playing on-line. It can save you time by obviating the need for you to be constantly typing phrases – particularly greetings and simple system descriptions, when you move from table to table. To access the Chat Manager, left click your mouse (or tap on a tablet) in the 'Chat Area, and then select 'Chat Manager' in the pop-up window that appears.



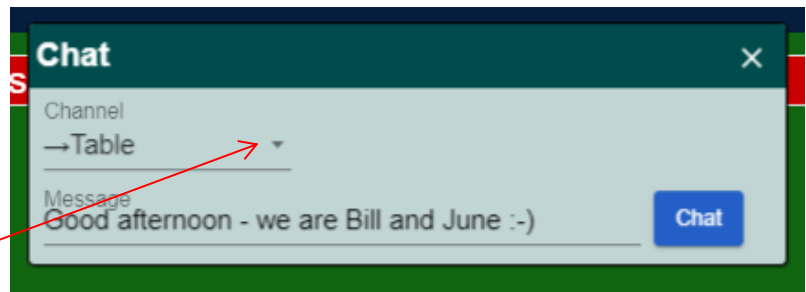
The Chat manager is a small box that looks like this:

If you have not used chat manager before, it will be blank. You can add a message by typing on the message line and then clicking the 'Add' button.

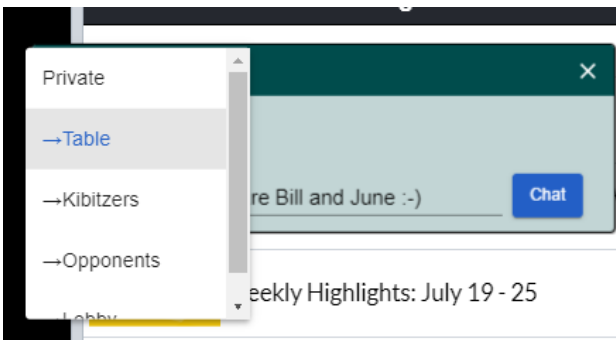


To send a message that you have pre-prepared in Chat Manager, click on the message itself.

Another box will appear with the message ready to send to the selected 'Channel' when you press the 'Chat' button. Here, the message will go to the table but you can change to whom the message is to be sent by clicking to the left of the little down arrow and selecting



the recipient from the list in the pop-up that will appear.



Any chat from the Chat Manager will appear in the normal place, quickly and without Typos!

