

Playing Bridge Online

The screen will look something like this after the cards are dealt.

This shows its board 2. East is the dealer and North/South are vulnerable (highlighted in red)

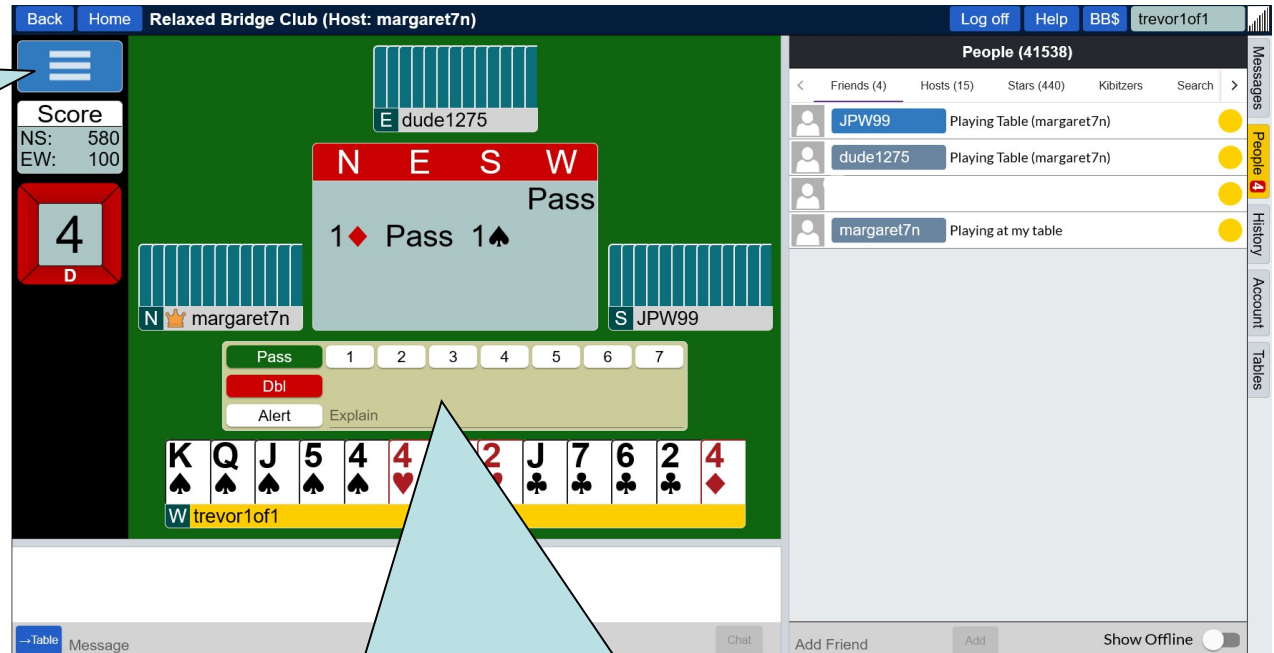
When your name turns yellow its your turn to bid



The system rotates the board so you are always at the bottom of the screen. I'm playing West, the crown signifies I am the table host

Making a bid

2. If you make a mistake you can find an undo button by clicking the menu. Your opponents need to approve the undo.



1. When its your turn to make a bid, click the number you want. The suit options at that level will then appear. Click the suit and you've made your bid. You have to make the alert if necessary, not your partner. Type your explanation and complete the bid. Only the opposition see the alert.

Auction complete

North wins the auction.
This shows the contract and the tricks won N/S and E/W

Again, when your name turns yellow. Its your turn. This time waiting for the opening lead.

The screenshot shows a bridge game interface for a "Relaxed Bridge Club" hosted by "trevor1of1". The interface is divided into several sections:

- Score Table:** Located on the left, it shows the score for North-South (NS) as 120 and East-West (EW) as 0. The current contract is 2 (D), and the trick count is 0.
- Bidding Log:** A central table showing the bidding sequence:

	N	E	S	W
Pass	1♥	Pass		
2♦	Pass	2♥	Pass	
3NT	Pass	Pass	Pass	
- Card Display:** At the bottom, it shows the cards for each player:
 - North (margaret7n): A 8 6 5 4 4 J 8 5 J 10 9 5
 - South (JPW99): A 8 6 5 4 4 J 8 5 J 10 9 5
 - West (trevor1of1): A 8 6 5 4 4 J 8 5 J 10 9 5
- Chat Window:** At the bottom, it shows a chat log with messages from "margaret7n", "JPW99", and "trevor1of1".
- People List:** On the right, a list of players is shown, including "JPW99", "dude1275", and "margaret7n", all marked as "Playing at my table".

Playing Bridge (finally!)

If you make a mistake, for example, play the wrong card accidentally, you can ask for an undo. Click the menu button



When its your turn, click the card you want to play. If you are declarer you play the cards from dummy.

Playing Bridge

Click the undo button. Your opponents will then be asked to approve it.

The screenshot shows a Bridge game interface. At the top, there's a navigation bar with 'Back', 'Home', 'Relaxed Club (Host: trevor1of1)', 'Log off', 'Help', 'BB\$', and 'trevor1of1'. On the left, a sidebar contains a menu icon, 'Score' (NS: 0, EW: 0), a card icon with '1', '1NT North', and a 'Claim' button. The main play area shows a green table with cards being played. A callout bubble points to the 'Undo' button in the 'Redeal' menu. The right sidebar shows a 'People (45296)' list with users JPW99, dude1275, and margaret7n. The bottom of the screen features a chat window with messages from JPW99, margaret7n, and dude1275, and a 'Show Offline' toggle.

Back Home Relaxed Club (Host: trevor1of1) Log off Help BB\$ trevor1of1

Score
NS: 0
EW: 0

1
1NT North
2 3
Claim

Redeal
Undo
Table options
Reset score
Hand diagrams

E dude1275

N margaret7n

S JPW99

W trevor1of1

People (45296)
Friends (4) Hosts (16) Stars (477) Kibitzers Search
JPW99 Playing at my table
dude1275 Playing at my table
margaret7n Playing at my table

Messages
People 4
History
Account
Tables

→JPW99 (Private): dont log off, just press the back butto top right and leave the table
→margaret7n (Private): can you leave the table, press the back button
→dude1275 (Private): Judy, can you leave the table, press the back button top right hand side
JPW99→Table: margaret ill try to concentrate on playing instead of running table good luck

→Table Message Chat Add Friend Add Show Offline

Playing Bridge (finally!)



Playing Bridge

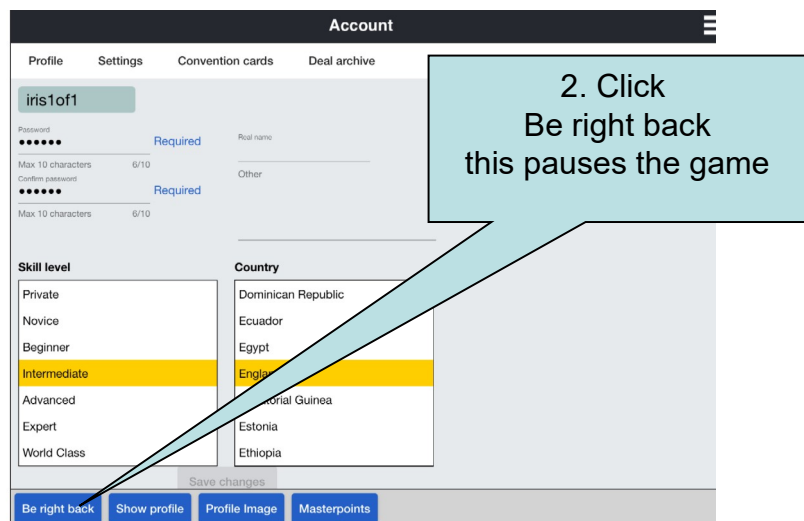
If you think you will win the remaining tricks you can claim.
Again your opponents will be asked to approve the claim.



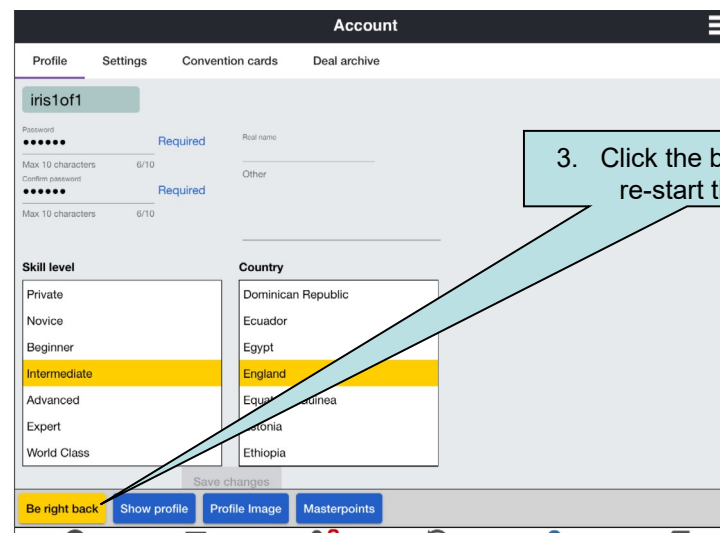
Pausing the game?



Click the Account tab

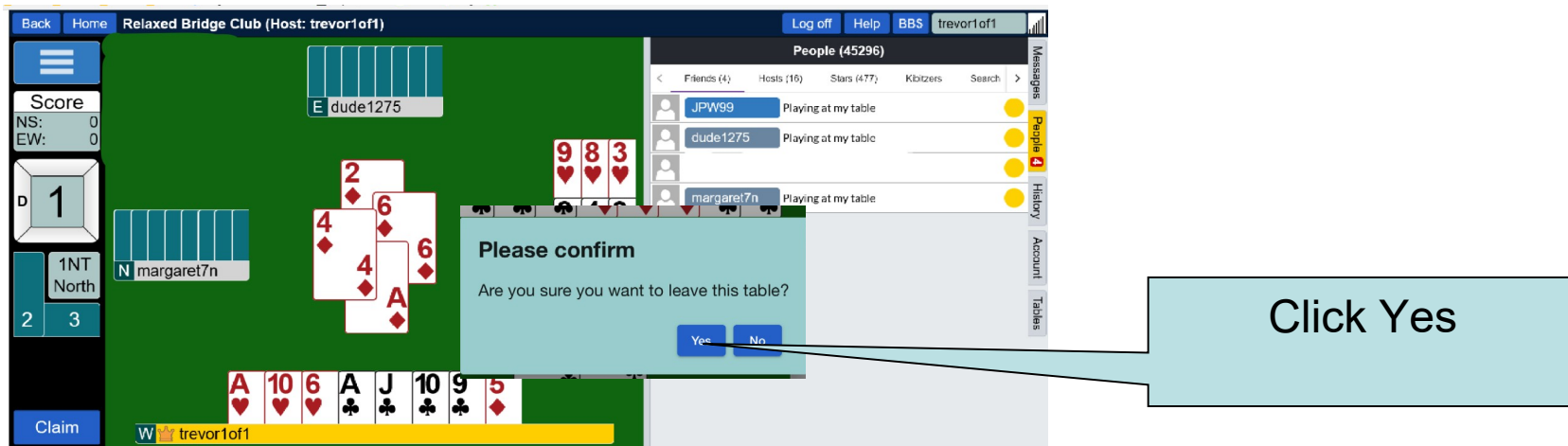
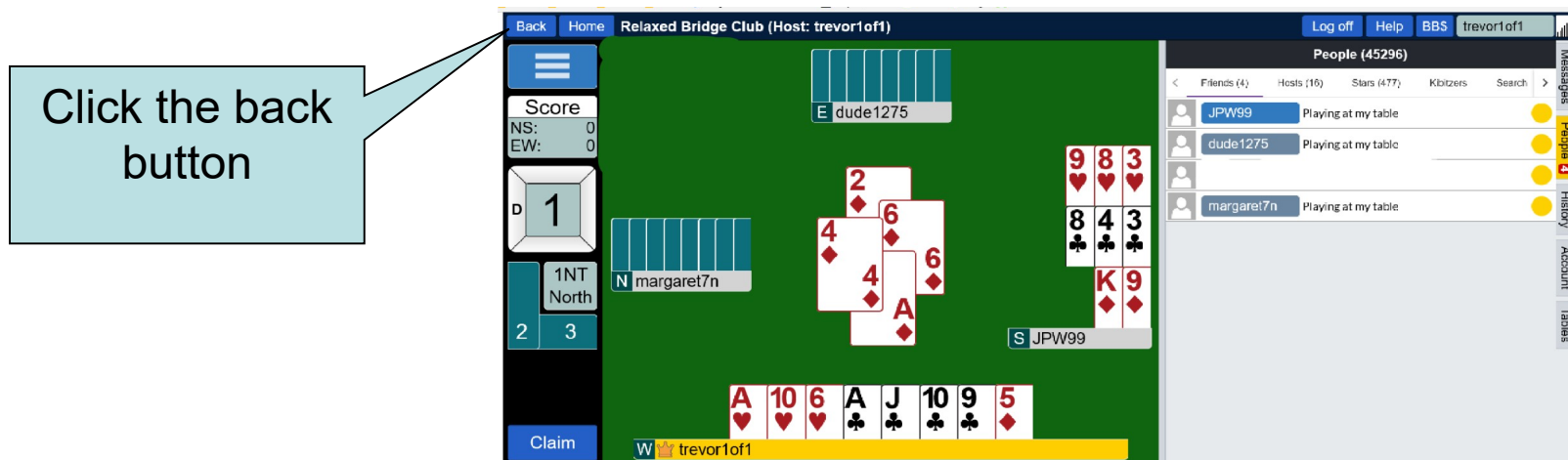


2. Click Be right back this pauses the game



3. Click the button again to re-start the game

Leave the table



Log Off

Click Logoff

The screenshot displays a Bridge Club interface. At the top, a navigation bar includes 'Back', 'Home', and 'Relaxed Bridge Club (Host: trevor1of1)'. On the right of this bar are buttons for 'Log off', 'Help', 'BB\$', and the username 'trevor1of1'. Below the navigation bar, the main area is divided into three sections. The left section shows a 'Score' table with 'NS: 0' and 'EW: 0', a '1NT North' contract, and a 'Claim' button. The middle section shows a green bridge table with cards being dealt. The right section shows a list of players under the heading 'People (45296)'. The list includes 'JPW99', 'dude1275', and 'margaret7n', all with the status 'Playing at my table'. A vertical sidebar on the far right contains icons for 'Messages', 'People', 'History', 'Account', and 'Tables'.

Back Home Relaxed Bridge Club (Host: trevor1of1) Log off Help BB\$ trevor1of1

Score
NS: 0
EW: 0

1NT North
2 3

Claim

People (45296)

Friends (4) Hosts (16) Stars (477) Kibitzers Search

JPW99 Playing at my table

dude1275 Playing at my table

margaret7n Playing at my table

That's the Basics

- Hopefully that's enough to get you going.
- Good luck and enjoy your bridge.