



Beginning / Intermediate Bridge Classes

**Nov 20, 2025**

## Post-Game Analysis – 6 Simple Steps

**Preliminary**



1. Identify which documents to use
2. Decide whether to use paper or analyze your partnership's results on line
3. Directions to access the on-line screens or use paper records to analyze results
4. Analyze the results of each board
5. Summarize your partnership's board results and make a plan
6. Make Post Game Analysis a habit to keep improving our results



**Objectives:** These 6 steps will show players how to improve their game scores by guiding them where to look, and how to analyze their game results. Players will be able to work with their partner to assess hands with poor results and plan what to do better in the future, leading to more positive boards resulting in higher game scores.

## How Can We Improve Our Game Scores?



You and your Pard just finished a game at the club. You played well, until you had two 'Oops' boards on the last round. Scores were posted and you were out of the points with a 47% game, **rats!** How come you scored so low? "Well, Pard, let's get outta here, maybe next week luck will be with us, and we will end up in the points"..... **Probably not.**

Board #	2 'Oops' Boards	NO 'Oops' Boards
1	0.59	0.59
2	0.51	0.51
3	0.36	0.36
4	0.36	0.36
5	0.41	0.41
6	0.51	0.51
7	0.72	0.72
8	0.29	0.29
9	0.62	0.62
10	0.64	0.64
11	0.66	0.66
12	0.57	0.57
13	0.77	0.77
14	0.42	0.42
15	0.31	0.31
16	0.53	0.53
17	0.52	0.52
18	0.41	0.41
19	0.09	0.67
20	0.11	0.59
<b>Game %</b>	<b>0.47</b>	<b>0.523</b>

Good results mostly are a result of solid play, and reduction of mistakes. Even the best players make several mistakes every game. Here is a little math example that shows what two really bad boards cost in a game of 20 total boards.

Note that this pair was just 'hanging around' 50% most of the game, playing steady with some good boards here and there, and some not so good boards.... But no Disasters until boards 19 and 20!

Look what happens when they made some bidding mistakes, and instead of two decent boards they got bottoms. Maybe on one board Pard forgot that they were vulnerable and stretched to 3H over opponents 2S bid & you went down two tricks, the dreaded **-200!** For a **9%** board. Maybe on the other board you only bid 3S and made 5 while everyone else bid the easy 4S game and made 4 or 5. You could have had a Top!

In order to keep our overall scores up we must work to avoid those bottom scores that kill our average. Just think, for every zero board, you need a 100% board just go get back to 50%. That's too much work! It is much better to try and avoid those bottom scores.

**Fact:** If we don't identify our mistakes and poor plays, we will continue to make those same 'Oopses' and get the same poor scores.



When you are bidding with Pard you are trying to find the answers to the two questions of 'Which Strain' and 'How High', meaning Part Score, Game, or Slam. One way to do this is to ask some questions.... What do I want to tell Pard about my hand (strain & strength)? What is Pard trying to tell me about same?

When analyzing your boards focus on the 3 main areas of bridge: **Bidding, Play of the hand & Defense** Try asking yourselves these three questions as you look at each hand.....

**What went well?**

**What didn't work well?**

**What was missing?**

If you know what worked on a particular hand you can reinforce that and..... Keep Doing It!

On those hands where you can determine why the wheels fell during bidding, play of the hand, then your Partnership can work to fix it. On defense, are you listening to what the opponents are telling each other in their bidding and card play? If not, you can Plan to improve

Maybe on some hands you can't figure it out, 'no problem' ..... Just ask one of the more experienced players if they could help you with the hand. They are very willing to help if asked. In bridge it isn't appropriate to offer critique on the play of a hand, but if asked, it is totally fine to suggest how to play it. Sometimes face to face is best, other times they like emails. This is a great way to start building mentor relationships!

The 'What is missing' question really deals with those situations where you knew that you needed to tell Pard something, but didn't know what, or you didn't know the bid or convention to make. More on this topic further on.....

Okay, so we are going to figure out what went well, and what went wrong, and fix those Oopses. **Step 1 on next slide!**



**Step 1** – As soon as the game is finished, grab three documents;

## Your Scoresheet, a Game Summary, & Hand Records

Start by going straight to the Director's desk and **Request a Game Summary!** The Director will probably ask you to write your pair number, direction and number of copies (1 or 2) needed. Now hang around, it only takes a minute, and sometimes they forget to print them out, so be persistent. While waiting you can sneak over and **pick up two copies of the Hand Records**, one for you and one for Pard.

Now, head back to an empty table and start by going over the Game Summary with Pard – you are looking for mistakes! It will show you the contract for each hand, what was made, and the raw scores. Make sure these match your scoresheet. If they don't, go up to the Director and ask for a correction. You would be amazed at how often wrong scores are entered and approved – *even in the Open sections and at Tournaments!* This is why you need to look closely as the verifier. Frequently the right score, say 420, is entered, but the contract was entered for N/S not E/W).

While you are checking the Game Summary for accuracy write down the board scores earned. The summary will show you the board Top scores, for example if the board is played 9 times then the top score is  $9 - 1 = 8$ . If you got an 8 then that converts to a 100%, if you got 4 points that is a 50%. if you got much less than 50% then mark that board to review with your Pard.

Summary for Pair A 6 East-West			
John Dietz - Cheryl Dietz			
Monday Afternoon Pairs A, Stratum C Monday Aft Session August 12, 2019			
DAYTONA METROPOLITAN BRID 132381			
Average: 108.0 Top on a Board: 8			
BRD	DLR	VUL	VS RESULT SCORE
1	N	NONE	9 420 2.5
2	E	N-S	9 400 6.5
3	S	E-W	9 -450 1.5
7	S	BOTH	10 -680 0.5
8	W	NONE	10 450 4
9	N	E-W	10 -990 2
13	N	BOTH	11 -600 6
14	E	NONE	11 -480 4
15	S	N-S	11 980 8
16	W	E-W	6 660 0
17	N	NONE	6 -200 3
18	E	N-S	6 -50 2.5
19	S	E-W	1 -200 4
20	W	BOTH	1 -600 5.5
SESSION SCORE: 108.50 PERCENT: 50.23 Session rank: 1(B) 1(C)			
Event rank: 5(B) 2(C)			
MASTER POINTS: 0.48 Black (Session) (Stratum B)			

Game  
Summary

My  
Scoresheet

BRD	DLR	VUL	VS RESULT SCORE
1	N	NONE	9 420 2.5
2	E	N-S	9 400 6.5
3	S	E-W	9 -450 1.5
7	S	BOTH	10 -680 0.5
8	W	NONE	10 450 4
9	N	E-W	10 -990 2
13	N	BOTH	11 -600 6
14	E	NONE	11 -480 4
15	S	N-S	11 980 8
16	W	E-W	6 660 0
17	N	NONE	6 -200 3
18	E	N-S	6 -50 2.5
19	S	E-W	1 -200 4
20	W	BOTH	1 -600 5.5

Hand Record


Jot down  
The Leads  
On your  
Scoresheet

Larger Figures  
on next page!











**Bridge Tips:** 1 - Capture opening Leads so you can discuss during board analysis

2 - Make notes on problem areas & questions during play, D = Def, B = Bidding, L = Lead, P = Play of Hand

# Game Summary Review

**Step 1 Cont'd** – Okay, you've validated the Game Summary and there were no errors, good! You also jotted down the points (scores), and have checked those bottom hands  that you want to analyze first.

Summary for Pair A 6 East-West  
 John Dietz - Cheryl Dietz  
 Monday Afternoon Pairs A Stratum C Monday Aft Session August 12, 2019  
 DAYTONA METROPOLITAN BRID 132381  
 Average: 108.0 Top on a Board: 8

BRD	DLR	VUL	VS	RESULT	SCORE		BRD	DLR	VUL	VS	RESULT	SCORE
1	N	NONE	9	420	2.5		21	N	N-S	1	130	6
2	E	N-S	9	400	6.5		22	E	E-W	7	50	5.5
3	S	E-W	9	-450	1.5		23	S	BOTH	7	620	7
7	S	BOTH	10	-680	0.5		24	W	NONE	7	110	5.5
8	W	NONE	10	450	4		25	N	E-W	2	-140	1 
9	N	E-W	10	-990	2		26	E	BOTH	2	-680	5
13	N	BOTH	11	-600	6		27	S	NONE	2	-130	1 
14	E	NONE	11	-480	4		28	W	N-S	8	-150	4
15	S	N-S	11	980	8		29	N	BOTH	8	300	8
16	W	E-W	6	660	0		30	E	NONE	8	130	7
17	N	NONE	6	-200	3		31	S	N-S	3	800	8
18	E	N-S	6	-50	2.5		32	W	E-W	3	-300	0 
19	S	E-W	1	-200	4		33	N	NONE	3	-50	0.5
20	W	BOTH	1	-600	5.5							

SESSION SCORE: 108.50 PERCENT: 50.23 Session rank: 1(B) 1(C)  
 Event rank: 5(B) 2(C)

MASTER POINTS: 0.48 Black (Session) (Stratum B)

Note the info at the top.

Session info, Strata info,  
 Average Points and Board Top.

Note the Column Headers



Note the info at the Bottom.

Final Percent Score  
 Session & Event Rank,  
 Master Points Awarded

## Analyze with Paper vs. On-Line?



**Step 2** – Now you have two choices on how you are going to analyze your game – **Paper vs. On-Line**. There are Pros and Cons to each method. **Decide which method you are going to use.**

In short, if you use the paper method you can analyze your results right after the game with your partner while the boards are fresh in your minds, using the paper Hand Records, Game Summary, and your scoresheet. The downside is that the Hand Records and Game Summary do not show what the other opponents bid and scored on each board.

If you analyze using the on-line method, to the DMBC Website you can see the same information that is on the Hand Records AND you will see Travelers with details on each hand showing what every pair bid and made, so it will also show you Opening leads which is critical to your defense analysis. It also shows who scored well, otherwise..... ‘what worked and what didn’t work’ on each hand.

I’ll show you both methods so you can decide what works best for you. My preference is the on-line method, so we will demonstrate that method first and then demonstrate the paper method second. The on-line method allows me to review the hands myself at my own speed, looking at what everybody else bid and made, and then get with my partner to go through the hands together.

**Bridge Tip:** To keep your partnership game analysis friendly and positive, we take turns being the lead discussing each hand. That helps remind us that the review is **not** to fix blame on who made the mistakes, but to **fix the problems** & improve together.

**Step 3** – **On-Line Method for game analysis** - Log on to the Daytona Metropolitan Bridge Club website at: <https://bridgewebs.com/dmbc/> . Now click on the Results tab on the right side of the home page.

See Figures on next page!





**Step 3** - Log on to the Daytona Metropolitan Bridge Club website at: <https://bridgewebs.com/dmbc/>.

**A.** Click on the **Results** tab on the left side of the home page.

Daytona Metropolitan Bridge Club  
For the Player Who Wants to Improve

Welcome to Daytona Metropolitan Bridge Club  
600 Driftwood Avenue, Daytona Beach, FL 32118  
(386) 255-7744 email: dmbbridgeclub@att.net  
Click here for Interactive Directions

SEPTEMBER SECTIONAL ALMOST HERE

SEP 12-15 IS THIS YEAR'S FALL FESTIVAL SECTIONAL

**B.** Next click on the **session** that you are analyzing.

August 2019

15 Thu Thursday Morning Pairs (3 tables) Director: Barry Pope  
Thursday Afternoon Teams (8 tables) Director: Spike Lay  
14 Wed Wednesday Morning Pairs (5½ tables) Director: Barry Pope  
Wednesday Afternoon Pairs (11 tables) Director: Judith McCall  
13 Tue Tuesday Morning Pairs (5½ tables) Director: Jim Geary  
12 Mon Monday Morning Pairs (7 tables) Director: John Dietz  
Monday Afternoon Session (16 tables) Director: Martha Wirkutis  
Section A - Monday Afternoon Pairs A (11)  
Section B - Monday Afternoon Pairs B (5)  
9 Fri Friday Afternoon Pairs (4½ tables) Director: Barry Pope  
Friday Evening Team Game (8 tables) Director: Spike Lay  
8 Thu Thursday Morn 0-199 Pairs (4 tables) Director: Barry Pope  
7 Wed Thur Aft STAC Teams (9 tables) Director: Spike Lay  
Wednesday Morn 0-299 Pairs (6½ tables) Director: Barry Pope  
6 Tue Wednesday Afternoon Pairs (9 tables) Director: Judith McCall  
5 Mon Tuesday Morning Pairs (7 tables) Director: Jim Geary  
Monday Morning Pairs (7 tables) Director: John Dietz  
Monday Afternoon Session (15½ tables) Director: Martha Wirkutis  
Section A - Monday Afternoon Pairs A (9)  
Section B - Monday Afternoon Pairs B (6½)  
2 Fri Friday Afternoon Pairs (5 tables) Director: Martha Wirkutis  
Friday Evening Team Game (7 tables) Director: Spike Lay  
1 Thu Thursday Afternoon Teams (6 tables) Director: Spike Lay  
Thursday Morning Pairs (4 tables) Director: John Dietz

August 12, 2019 - Monday Afternoon Session

Monday Afternoon Pairs A | Monday Afternoon Pairs B

[Ranking] [Scorecards] [Matrix] [Travellers] [Hands]

Monday Afternoon Pairs A  
MP Limits - Open/2500/1000

Pos	No	Players	Section Rank	Overall Rank	Match Points	Score	%	Master Points	Small Slams	Grand Slams
<b>North / South</b>										
1	A2	Betty Sandifer & Rita Carlin	A 1	1	143.00	66.20	1.60	OA Blk	2	
2	A6	Virginia Sampson & Norma Harrison	A 2	4	122.50	56.71	1.12	SA Blk		
3	A5	Barry Pope & Sue Pope	B 3	1	121.00	56.02	0.80	SA Blk		
4	A4	Clyde Benoy & Judith McCall	B 4	2	116.00	53.70	0.44	SA Blk		
4	A9	Joanne Kunz & Carolyn Johnson	C 4	2	116.00	53.70	0.44	SA Blk		
6	A10	Barbara King & Mitzi Walstrum	B 4	4	115.50	53.47	0.24	OB Blk		
7	A1	Misuzu McManus & Kim Klancke	A		115.00	53.24			2	
8	A11	Susan Hagey & Jim Hagey	B		90.50	41.90				
9	A7	Connie Murtaugh & Karen Hanno	C 2		84.00	38.89	0.22	SC Blk		
10	A3	Nancy Mantia & Helga Bieling	C		82.50	38.19			1	
11	A8	Mary Amato & Carol McCarthy	C		82.00	37.96			1	
<b>East / West</b>										
1	A3	Robert Hamilton & Linda Miller	A 1	2	135.00	62.50	1.50	SA Blk		
2	A9	Barbara Jones & Spike Lay	A 2	3	123.50	57.18	1.12	SA Blk		
3	A1	Gail Rust & Happy Dodd	A 3		112.50	52.08	0.80	SA Blk	1	
4	A10	Barbara King & Mitzi Walstrum	A 4		112.00	51.85	0.56	SA Blk		
5	A6	John Dietz & Cheryl Dietz	C 1	1	108.50	50.23	0.48	SB Blk	1	
6	A8	Mary Amato & Carol McCarthy	B 2		106.00	49.07	0.34	SB Blk		
7	A11	John Sterling & Robert Aumiller	A		102.00	47.22				
8	A4	Judy Hinds & Judy Powell	C		100.50	46.53				
9	A2	John McElroy & Jeanne Spletzer	B		98.50	45.60				
10	A7	Kim McManus & Bill McManus	B		98.00	45.37				

Success!!  
Here is everything  
You need to analyze  
Your game



# August 12, 2019 - Monday Afternoon Session

Monday Afternoon Pairs A | Monday Afternoon Pairs B

[Ranking] [Scorecards] [Matrix] [Travellers] [Hands]

Players Compare

AG EW - Dietz & Dietz

Board	Hand	Dir	W	L	Th	Tr	Sl	St	MP	HL
1	A9 Kunz & Johnson	3NT	E	W	3	4	420	2.5	31	
2	A4 Benoy & McCall	4♥	E	W	3	5	480	1.5	18	
3	A10 King & Walstrum	4♥	S	W	6	680	0.5	1		
4	A11 Hagey & Hagey	4♥	N	W	5	450	4	50		
5	A1	3NT	N	W	4	990	2	25		
6	A11	5♥	E	W	6	980	8	100		
7	A6	3NT	W	W	4	5	660	0	10	
8	A3	3♥	E	W	5	200	3	37		
9	A1	3NT	N	W	4	5	200	4	50	
10	A1	3NT	S	W	3	600	5	99		
11	A6	3♥	W	W	5	4	130	6	75	
12	A1	3NT	S	W	4	1	50	5	49	
13	A7	4♥	E	W	4	600	7	87		
14	A4	3♥	E	W	4	110	5	55		
15	A11	3♥	S	W	3	140	1	12		
16	A2	5♥	S	W	6	680	5	82		
17	A4	4♥	E	W	4	130	5	55		
18	A1	4♥	N	W	5	150	4	50		
19	A8	4♥	E	W	4	130	7	89		
20	A4	4♥	N	W	3	800	0	100		
21	A3	3NT	E	W	4	3	300	0	0	
22	A7	5♥	E	W	4	1	50	0.5	6	
23	A3	3NT	E	W	4	3	300	0	0	
24	A7	5♥	E	W	4	1	50	0.5	6	

Total +50.2% 108.50

Close	More Details										
1	2	3	4	5	6	7	8	9	10	11	12
13	14	15	16	17	18	19	20	21	22	23	24
25	26	27	28	29	30	31	32	33	34		
« Previous	Next »										

Dir: North	W: 103	Optimum
Vol: None	K53	EW 460
	10864	
<div> <div>52</div> <div>AK954</div> <div>Q76</div> <div>KJ9</div> </div>	<div>North</div> <div>10</div> <div>7</div>	<div> <div>K94</div> <div>Q82</div> <div>A194</div> <div>A52</div> </div>
<div> <div>13</div> <div>14</div> <div>7</div> </div>	<div> <div>A376</div> <div>W63</div> <div>1082</div> <div>Q73</div> </div>	<div> <div>W</div> <div>N</div> <div>E</div> <div>S</div> </div> <div> <div>W</div> <div>N</div> <div>E</div> <div>S</div> </div> <div> <div>W</div> <div>N</div> <div>E</div> <div>S</div> </div> <div> <div>W</div> <div>N</div> <div>E</div> <div>S</div> </div>

View Larger Play it again

Board No 1 None Vul Dealer North										
W	L	Th	Tr	Sl	St	MP	HL			
A1	W	4♥	3	6	480	1.00	7.00			
A2	W	4♥	3	W3	4	420	5.50	2.50		
A3	W	4♥	W4	4	420	5.50	2.50			
A4	W	4♥	W3	4	420	5.50	2.50			
A5	W	4♥	W3	4	420	5.50	2.50			
A6	W	4♥	W6	6	480	1.00	7.00			
A7	W	4♥	W3	6	480	1.00	7.00			
A8	W	4♥	W3	4	420	5.50	2.50			
A9	W	4♥	W410	4	420	5.50	2.50			
A10	W	4♥	W48	4	420	5.50	2.50			

**C.** Next click on **your pair names** to bring up the analysis page.

**D.** Click on **specific boards** for detailed results

**Step 4 -** Analyze each hand and decide what the issue was

A6 EW - Dietz & Dietz									
Board	Versus	Bid	By	Ld	Tks	+	-	Pts	%
1		4♥	W	♦3	4	420	2.5	31	
2	A9 Kunz & Johnson	3NT	E	♠5	3	400	6.5	81	
3		4♥	S	♦K	5	450	1.5	19	
7		4♥	S	♠10	6	680	0.5	6	
8	A10 King & Walstrum	4♠	W	♥K	5	450	4	50	
9		6NT	N	♥A	6	990	2	25	
13		5♠	S	♥4	5	600	6	75	
14	A11 Hagey & Hagey	4♠	N	♠5	6	480	4	50	
15		6♥	E	♥7	6	980	8	100	
16		3NT	W	♠4	5	660	0	0	
17	A6 Sampson & Harrison	2♥	S	♥10	5	200	3	37	
18		3♦	E	♠A	-1	50	2.5	31	
19		2♥	N	♠3	5	200	4	50	
20	A1 McManus & Klancke	3NT	S	♠10	3	600	5.5	69	
21		3♦	W	♠5	4	130	6	75	
22		3NT	S	♠Q	-1	50	5.5	69	
23	A7 Murtaugh & Hanno	4♥	E	♦K	4	620	7	87	
24		3♦	E	♠A	3	110	5.5	69	
25		3♠	S	♥A	3	140	1	12	
26	A2 Sandifer & Carlin	5♠	S	♦6	6	680	5	62	
27		4♠	S	♠K	4	130	1	12	
28		4♠	N	♥A	5	150	4	50	
29	A8 Amato & McCarthy	3NT	S	♠6	-3	300	8	100	
30		4♦	E	♠A	4	130	7	87	
31		4♠*	N	♥A	-3	800	8	100	
32	A3 Mantia & Bieling	3NT	E	♦A	-3	300	0	0	
33		5♠	E	♦A	-1	50	0.5	6	
Total +50.2% 108.50									

Fixed

Right Contract?

Made all available tricks?

Good Defensive Bidding?

Good Opening Leads?

On Defense did we take all of our available tricks?

Did we set the contract?

\*

Close More Details

1 2 3 4 5 6 7 8 9 10 11 12  
13 14 15 16 17 18 19 20 21 22 23 24  
25 26 27 28 29 30 31 32 33

« Previous Next »

Dir: North Vul: None

♠ Q 10 3  
♥ J 10 7  
♦ K 5 3  
♣ 10 8 6 4

Optimum EW 460

♠ 5 2  
♥ A K 9 5 4  
♦ Q 7 6  
♣ K J 9

NORTH  
1  
SOUTH

♠ K 9 4  
♥ Q 8 2  
♦ A J 9 4  
♣ A 5 2

♠ A J 8 7 6  
♥ 6 3  
♦ 10 8 2  
♣ Q 7 3

♠ ♥ ♦ ♣ N  
N - - - -  
S - - - -  
E 3 5 5 2 5  
W 3 4 4 2 2

View Larger Play it again

Board No 1 None Vul Dealer North

NS	EW	Bid	By	Ld	Tks	+Sc	-Sc	+	-
A1	A1	4♥	W	♠3	6	480	1.00	7.00	
A4	A7	4♥	W	♠3	4	420	5.50	2.50	
A5	A9	4♥	W	♠Q	4	420	5.50	2.50	
A6	A11	4♥	W	♠3	4	420	5.50	2.50	
A7	A2	4♥	W	♠6	6	480	1.00	7.00	
A8	A4	4♥	W	♦3	6	480	1.00	7.00	
A9	A6	4♥	W	♦3	4	420	5.50	2.50	
A10	A8	4♥	W	♠10	4	420	5.50	2.50	
A11	A10	4♥	W	♠8	4	420	5.50	2.50	

We were in 4H W making 4. We were in the right contract, good!

The Traveler above suggests the hand should only make 4 H W.

Maybe our offense could have been better, but it appears more likely that there was poor defense by 3 other N/S pairs, so we were **"Fixed"**. We got to the right contract and can't control what others do, so we mark this board as 'Fixed', and just move on to the next board.

\* Repeat this process for each hand by clicking on the board number above!



**Step 4 Cont'd** – Repeat the On-Line Analysis Method for each hand that you checked.

A6 EW - Dietz & Dietz										
Board	Versus	Bid	By	Ld	Tks	+	-	Pts	%	
1		4♥ W ♦3			4	420		2.5	31	
2	A9 Kunz & Johnson	3NT E ♠5			3	400		6.5	81	
3		4♥ S ♦K			5		450	1.5	19	
7		4♥ S ♠10			6		680	0.5	6	
8	A10 King & Walstrum	4♠ W ♥K			5	450		4	50	
9		6NT N ♥A			6		990	2	25	
13		5♣ S ♥4			5		600	6	75	
14	A11 Hagey & Hagey	4♠ N ♣5			6		480	4	50	
15		6♥ E ♥7			6	980		8	100	
16		3NT W ♠4			5	660		0	0	
17	A6 Sampson & Harrison	2♥ S ♥10			5		200	3	37	
18		3♦ E ♣A			-1		50	2.5	31	
19		2♥ N ♣3			5		200	4	50	
20	A1 McManus & Klancke	3NT S ♣10			3		600	5.5	69	
21		3♦ W ♠5			4	130		6	75	
22		3NT S ♠Q			-1	50		5.5	69	
23	A7 Murtaugh & Hanno	4♥ E ♦K			4	620		7	87	
24		3♦ E ♣A			3	110		5.5	69	
25		3♠ S ♥A			3		140	1	12	
26	A2 Sandifer & Carlin	5♠ S ♦6			6		680	5	62	
27		4♣ S ♠K			4		130	1	12	
28		4♣ N ♥A			5		150	4	50	
29	A8 Amato & McCarthy	3NT S ♠6			-3	300		8	100	
30		4♦ E ♠A			4	130		7	87	
31		4♠* N ♥A			-3	800		8	100	
32	A3 Mantia & Bieling	3NT E ♦A			-3		300	0	0	
33		5♣ E ♦A			-1		50	0.5	6	
Total +50.2% 108.50										

**Analysis Tip:** After you analyze your low score boards, take a few minutes to celebrate and review 'what went right' on those boards where you got good scores. Were you just lucky, or did you do something right that you need to keep doing?

**Fixed** – Right contract, other N/S allowed overtricks

**Fixed** – Right contract, other N/S pairs didn't bid game, or make overtrick

**Bad D** – Gave up one extra trick. Hold to 4S = 60%+ board vs. 6%! Review!

**Fixed** – Our N/S opponent bid and made slam, not all N/S bid slam

 Review & Celebrate the good boards too!

**Played out Hand Poorly** – Makes 6. Replay hand to figure out extra trick

**Bad D** – Gave up one extra trick. Review Lead and defensive play!

**Overbid** – Opponents made competitive bid to 3C, we should have passed.

**Outbid** – Competitive auction, Ops made a great 3S bid over our 2H!

**Bad D** – Poor Lead and poor defensive play! Review leads & defensive play.


**Overbid** – Tried for game in risky 3NT contract Vul. Opponents found killer lead.

**Overbid** – Missed 3NT game, and went to 5C, should have stopped at 4C.

**Get with Pard and decide which hands are most important to review first!**

**Step 4 Optional Paper Method** – The game analysis process is almost identical if you use the Paper Method. Hand Records are compared against your scoresheet & Game Summary. Here are differences:

1. You get immediate feedback with Pard (if you do it right after the game), the hands are fresh in your mind!
2. You can't see what everybody else did on each board. A big disadvantage over the on-line method
3. You have to look on three different papers to analyze each hand, not difficult just takes a bit more time
4. Game Summary just shows board scores not %. You have to do your own conversion. i.e.  $2.5 / 8 \text{ Top} = 31\%$



**Summary for Pair A 6 East-West**  
 John Dietz - Cheryl Dietz  
 Monday Afternoon Pairs A Stratum C Monday Aft Session August 12, 2019  
 DAYTONA METROPOLITAN BRID 132381  
 Average: 108.0 Top on a Board: 8

BRD	DLR	VUL	VS	RESULT	SCORE
1	N NONE	9	420	2.5	
2	E N-S	9	400	6.5	
3	S E-W	9	-450	1.5	
7	S BOTH	10	-680	0.5	
8	W NONE	10	450	4	
9	N E-W	10	-990	2	
13	N BOTH	11	-600	6	
14	E NONE	11	-480	4	
15	S N-S	11	980	8	

**TheCommonGame.com**  
 MON 08/12/2019  
 19-1151-7352

Hand Record for Board 1 (circled in red):

Deals None Vul

1

♠ Q103  
♥ J107  
♦ K53  
♣ 10864

2

♠ QJ4  
♥ 97543  
♦ KJ  
♣ J62

3

♠ 52  
♥ AK954  
♦ Q76  
♣ KJ9

4

♠ K94  
♥ Q82  
♦ AJ94  
♣ A52

5

♠ K3  
♥ Q106  
♦ AQ6432  
♣ A8

6

♠ A98  
♥ AJ8  
♦ 85  
♣ K9754

7

♠ 107652  
♥ K2  
♦ 1097  
♣ Q103

8

♠ 1512  
♥ 5  
♦ 1097  
♣ Q103

9

♠ 107652  
♥ K2  
♦ 1097  
♣ Q103

10

♠ 1512  
♥ 5  
♦ 1097  
♣ Q103

11

♠ 107652  
♥ K2  
♦ 1097  
♣ Q103

12

♠ 1512  
♥ 5  
♦ 1097  
♣ Q103

13

♠ 107652  
♥ K2  
♦ 1097  
♣ Q103

14

♠ 1512  
♥ 5  
♦ 1097  
♣ Q103

15

♠ 107652  
♥ K2  
♦ 1097  
♣ Q103

**Board #1** – From your Scoresheet 4HW, from the Game Summary score of 2.5 or 37%. From bottom of Hand Record computer 'believes' W should make just 4H. Based on this information, and looking at the actual hand you conclude that you were **Fixed**.

**Hand Record Disclaimer:** The computer calculates what contracts are makeable for N/S and E/W pairs. You should take the printed 'makeable contracts' as hypothetical best case for several reasons. First, The computer looks at all 4 hands to make its determination, and it never loses a finesse. Also, just because the computer believes you can make 6NT S, it doesn't consider if the contract is biddable with the information you and your partner have. These shortcomings make it really nice to see what your opponents bid using the on-line method!

## Summarize Your Board Results and Make a Plan



### Step 5 – Group the board ‘problems’ into similar categories.

Now Make a plan for each category and try some improved approaches next game.

In today’s game we had **10** low scores out of 27 boards.

- Three boards were **Fixed** by our opponents. We can’t change our play, just unlucky. (This is typical to have some boards where you are fixed by what other opponents did, don’t worry about these. These are usually evened out by those boards where you just get lucky. Those are the times when your opponent didn’t bid an easy game where everybody else did. You got a top score that you didn’t really deserve.
- Three boards were **bad defense**. On two of those boards we gave up just one extra trick that cost us dearly. Look at what we led on these boards, did that give the extra trick, or was there a better way to defend the play of the hand? Remember, if you can’t figure it out, ask someone with more bridge experience for a better approach.
- Two boards were. **Overbid\*** Both were in competition. Need to remember that the opponents are going to become declarer on about half of the contracts, and just because they declare a particular hand it doesn’t mean that they are going to get a good score! On hand 18 we overcalled 3C N with 3H E and went down, it didn’t make 3C N! On hand 32 we made a risky bid while vulnerable, down 3, -300! Stopping at 3C W would have given us an 81% board!
- One board we played out the hand poorly. It happens! Don’t beat yourself up over it, but also, don’t do it again. Learn what you did wrong by replaying the hand on line.
- One board we were outbid in a competitive auction. Congratulate the opponents for making a good bid & making their contract, that is bridge. Wouldn’t you want them to congratulate you on making a good bid and card play?

As declarer I have a recurring problem of playing two quickly which leads to mistakes, so our plan is to “always know what the next play is before playing a card to a trick.

**\* Bridge Tip on Overbidding:** In competitive auctions we need to be particularly cautious! Our Opponents probably have HCPs and/or Distribution! Do your math and vulnerability analysis. Guys, don’t let testosterone get the best of you..... Use your logic! Caution must really emphasized at the 5 Level, Some say the Five level is for Fools!

## Make Post Game Analysis a habit to keep improving our results



**Step 6 – Keep working at your game analysis.** It is a little difficult at first, and will likely take you longer than you expected. If you and your Pard stick with it you will find it rewarding. Think of the analysis as solving the puzzle of ‘How Can We Improve?’

**Your post-game analysis is complete.** You have looked at those things you did well, and you are going to repeat them. Your partnership has looked at the things that you didn’t do so well and you have put together some plans to try and improve in those areas. You have also found some areas where something was missing and you couldn’t figure out the answers. In those cases you should look for a more experienced player to help you with answers, or better yet, possibly mentor your partnership. Usually the ‘What is Missing’ piece gets smaller with more experience!

Post game analysis isn’t easy at first, but becomes easier & quicker the more you do it!

The key is to be honest when you review those low scores. Don’t just say you were **fixed**

Try to replay those hands you played out poorly until you make all of your tricks

Don’t hesitate to ask others to help you solve the tough hands.

If you still don’t think post game analysis is important.....

..... ask the best players at the club how often they analyze their game results!