



Beginning Bridge I Course - Lesson 1.1


Jan 13, 2025



Course Objectives:

- Play several hands of bridge each lesson
- Have some fun
- Generate interest to learn more about the game of bridge
- Encourage students to meet others and find some new friends
- Begin learning the fundamentals, mechanics & language of Bridge
- Prepare students for Beginning Bridge II & to play games at the club

The Four Elements of Bridge



How to get ready for Each Class

What are we going to do for three hours each lesson?

- Q&A before class to answer your questions
- Recap the previous lesson
- 30+ minutes of lecture and demonstration of hands on the white board
- Break
- **About 45 minutes of playing bridge at the tables**
- 30 minutes lecture and discussion
- **30 more minutes of playing bridge at the tables**
- Recap of key concepts covered



What should I do to prepare for class?

Review the previous lessons. Come to class with questions from previous lessons!



The Concepts in Bridge are not difficult to learn.

**The math is simple, you only need to be able to count up to 40
So then why does it take so long to become an expert bridge player?**

Although the concepts aren't difficult to learn, there are many, many concepts to learn about bidding, playing out hands, scoring and defense in bridge.

Think of learning bridge as learning a new language. Keep increasing your vocabulary.

Poor players still have fun at bridge

Better players have lots more fun at bridge

The more effort you put into learning the game, the better you will become!

Lesson 1 - Overview

Recap - What do you expect the game of bridge will be to you?

Hard, fun, challenging, competitive, game of tricks, a foreign language, complex, a way to use your brain, a social game, takes work to improve, strategic, a Partnership game, humbling, a game of ongoing learning.

Bridge is lifelong..... those things and more!

So, if its so much work, why learn bridge?

It's social, a way to use my brain, a great diversion, it's for lifelong learners, who want to improve their game. It can be played anywhere.

Bridge is many things to many people. Hundreds of thousands of people play it!

During the next six weeks and beyond we will learn how to play bridge.

My goals are simple.

1. I need to make the class interesting and enjoyable, so you want to come back.
2. I'll work to introduce you to enough basics to start playing & learning more.
3. You will meet more nice people like yourselves in our bridge community
4. Hopefully, I'll inspire you to want to study and learn more on your own.

Week 1 – What is Bridge?

Bridge is..... like trying to solve Puzzles

- Have some fun along the way
- Encourage you to continue on the journey

Bridge is..... like learning a Foreign Language. –

- Introduce you to the basics
- Give you the framework.....

Bridge is..... Above all else, a **Partnership Trick Taking Game!**

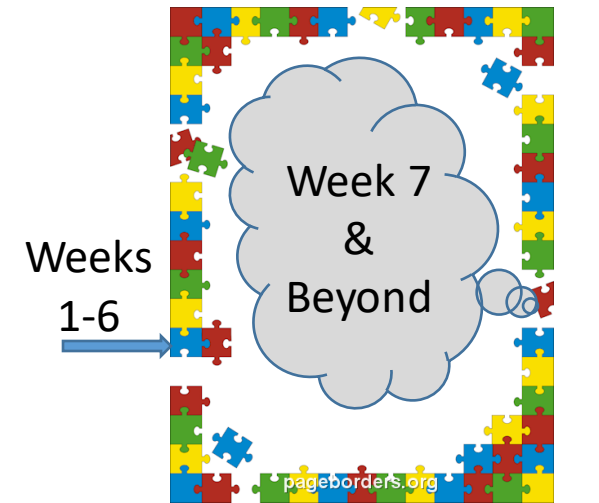
- A place to meet new friends & develop relationships

Bridge is..... A way to challenge your brain, learn new skills!


Teaching Bridge is..... like telling someone how to drive over a treacherous mountain road in the dark – I'll give you Just enough info to stay on the road and get to the next wide spot in the road

Bridge is..... Fun!

- A great game...



Games and/or more lessons





Duplicate Bridge Definition.. It is the most widely used variation of Contract Bridge in club and tournament play. It is called *duplicate* because the same bridge deal (i.e. the specific arrangement of the 52 cards into the four hands) is played at each table and scoring is based on relative performance.

In this way, every hand, whether strong or weak, is played in competition with others playing identical cards, and the element of skill is heightened while that of chance is reduced. Duplicate bridge stands in contrast to rubber bridge where each hand is freshly dealt and where scores may be more affected by chance in the short run.

Bridge Boards, simple four-way card holders, are used to enable each player's hand to be passed intact from table to table, and final scores are calculated on electronic BridgeMates by comparing each pair's result with others who played the same hand.

Bidding Boxes are used to facilitate the mechanics of bidding, prevent inadvertent passing of information, and minimize the noise level.

In Duplicate Bridge, a player normally plays with the same partner throughout an event. The two are known as a "Pair". The most common exception: Team events.

Are you a little overwhelmed? Confused? Not to worry!

If you understood everything in week 1,
then you wouldn't need to attend the lesson!

See you next Monday morning!



Week 1 – Major Concepts

- What is bridge and why do we want to learn it?
- Bridge is a foreign language, so let's learn some vocabulary!
- Bridge defined – “A Partnership, Trick Taking Game”
- Overview, The 4 Elements of Bridge
- The materials and tools of Bridge
- The Language of Bridge – A foreign Language
- What makes a strong hand? (Strength and length!). **The Golden Fit!**
- Suit Hierarchy vs. NoTrump – the bidding ladder
- What do I need to bid? – The 40 HCP (High Card Point) system, & a book of 6!
- Play of the Hand - NoTrump (no bidding)
- What does it take to bid
- How high to bid? – Auction Objectives – The Stoplight Chart
- Opening a five card Major – Responding to Pard with a fit
- Recap, quick Q&A, preview of week 2
- What went well today, what didn't go well, what was missing?

- **What went well** **We went step by step, well organized, actually played out hands**
- **What didn't go well** **There was a lot of information (at first it can be overwhelming)**
- **What was missing:** **During play of the hand please show us how we could do it better.**



Practice Hand – 1.1

Dealer: **W**

Vul: None



Think about how you would bid this hand. Assume that N/S are Passing throughout. You have the West hand and your Pard has the East hand. Once you come up with a contract that you think is right, how might you go about playing out the hand?

We will go over the bidding and play of this hand in class next Monday.

	N			N	
	S A K J 4 3			S Q 10 6 5	
W	H 10 3	E	W	H J 8 4	E
Your Hand	D Q 9 7			D K J 3	Your Partner's Hand
	C K 7 2			C A Q 6	
	S			S	



You will find that there isn't usually just one right answer in bridge bidding, or in the play of the hand. Your challenge is to find a good solution each hand.

The more experience you get, the better your solutions will become!

Week 1 – Check for Understanding



- What are the 4 major elements of bridge!

_____ , _____ , _____ , _____ .

- What is a “Trick” in bridge? _____

- Bridge is a _____ , _____ game

- What are the two main events that happen EACH HAND (board) in bridge? _____ , &

- What is the order of the suits and No-Trump in bridge, lowest to highest? _____ , _____ ,

_____ , _____ , _____

- What is each trick worth in bridge? _____ , _____ , _____

- About How many points are needed to make a game? _____

- What is “The Book” in bridge? _____

- How many tricks are needed for a game in each suit and NT?

- When does an auction end? _____

- Once you pass during the auction you may not bid again? T/F? _____ .

- Name the tools & materials used at the bridge table. _____

- When evaluating hands, how many High Card Points (HCPs) are there in the deck? _____