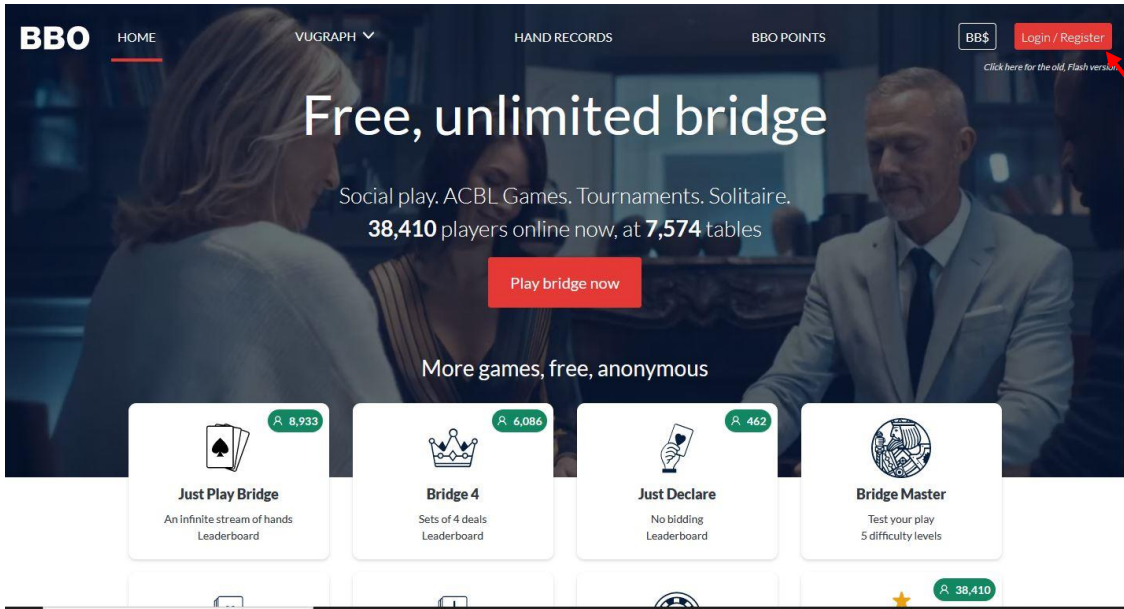
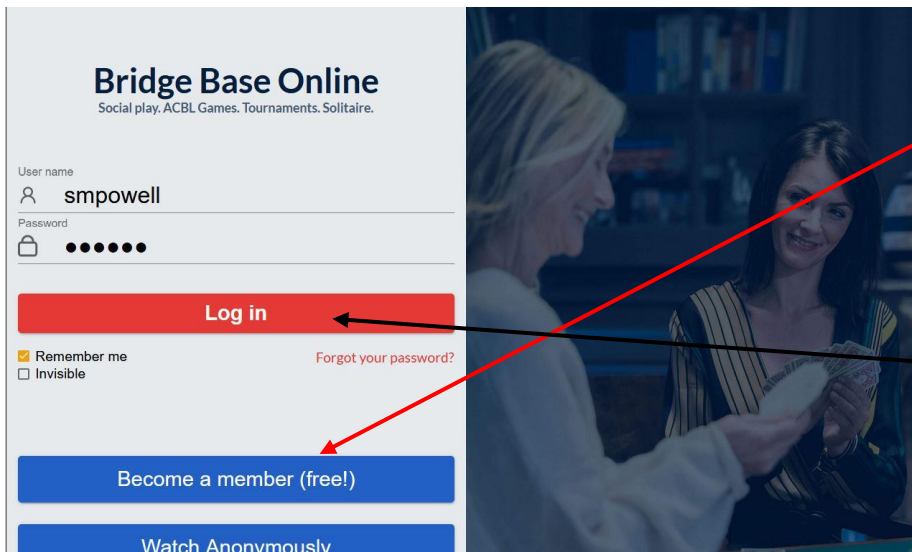


## Getting ready to play on BBO



To login/register for Bridge Base, go to [bridgebase.com](https://bridgebase.com) and you should see this screen. Click on the Login/Register button.

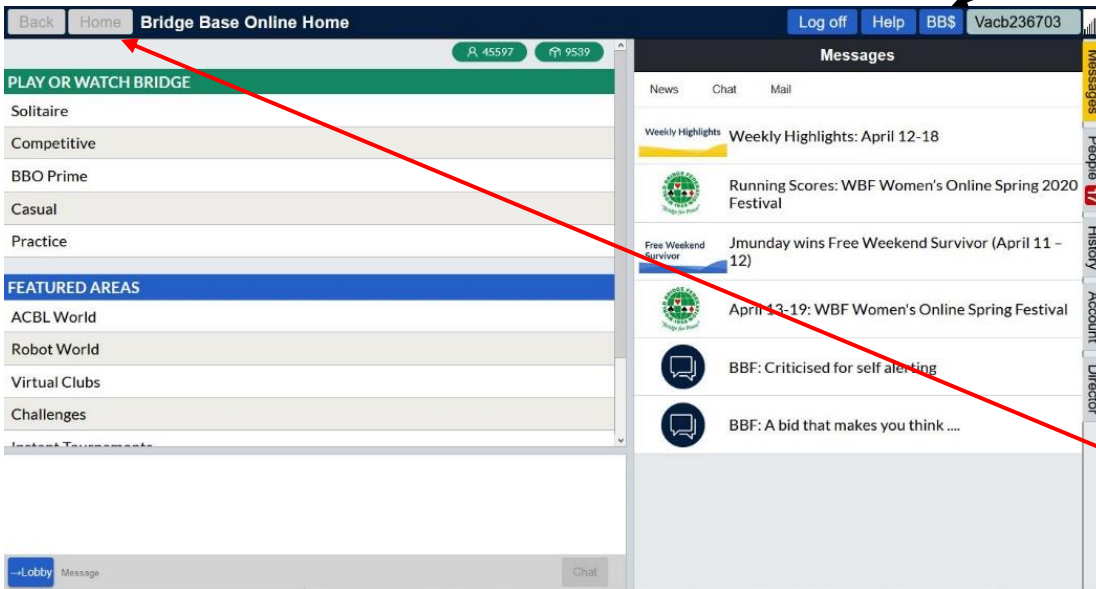


If you are not registered, you will click here. Once you enter your information, you will receive a confirmation email which you must accept before your username will be active.

Once you are registered, you will just enter your username and password and click Log in.

# BridgeBase Home Screen

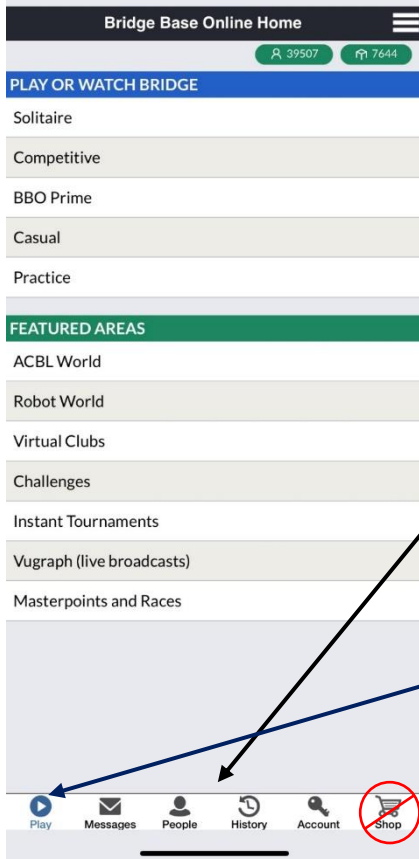
This is the home screen when you log in via the website.



Notice the tabs along this edge and the BB\$ button. If you don't have the screen maximized, your tabs may appear at the bottom of the screen, similar to the app view.

If you ever want to return to this screen, click the Home button. This will be in blue if you are not on the home screen.


This is the home screen when you log in via the app.



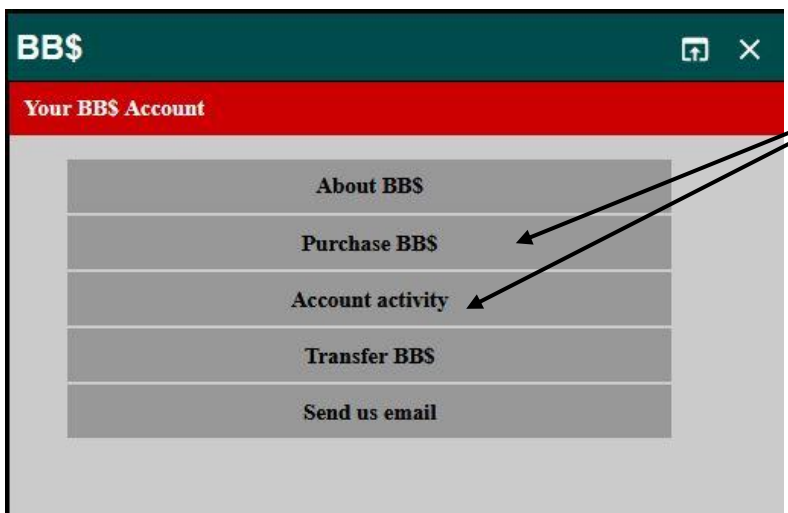
Notice the tabs are now along the bottom and there is no BB\$ button. You can purchase BB\$ by clicking on the Shop button, but they charge a premium. So, it is recommended that you always purchase your BB\$ through the website.

If you ever want to return to this screen when using the app, click the Play button.

## Purchasing BB\$ using the website



After logging into BBO, in the upper right corner you will see BB\$. Click here to load your account with BB\$. You can pay using a credit card or PayPal. You will need BB\$ to play in the Virtual Club game.



This box will appear after clicking on BB\$. This is where you will come to purchase BB\$ or to see how much BB\$ you have left.

## Setting up your BBO account

The screenshot shows the 'Account' page for user 'smpowell'. The page has a top navigation bar with 'Log off', 'Help', 'BB\$', and the user's name 'smpowell' with a level indicator '8'. Below this is a sub-navigation bar with 'Profile', 'Settings', 'Convention cards', and 'Deal archive'. The main content area is divided into several sections: 'Password' (with a 'Required' label and a 'Max 10 characters' limit), 'Real name' (Susan Powell), 'Other' (empty), 'Skill level' (with 'Intermediate' selected), and 'Country' (with 'USA' selected). A 'Save changes' button is at the bottom. A vertical sidebar on the right contains 'Messages', 'People' (with a '3' notification), 'History', 'Account' (highlighted), and 'Tables'.

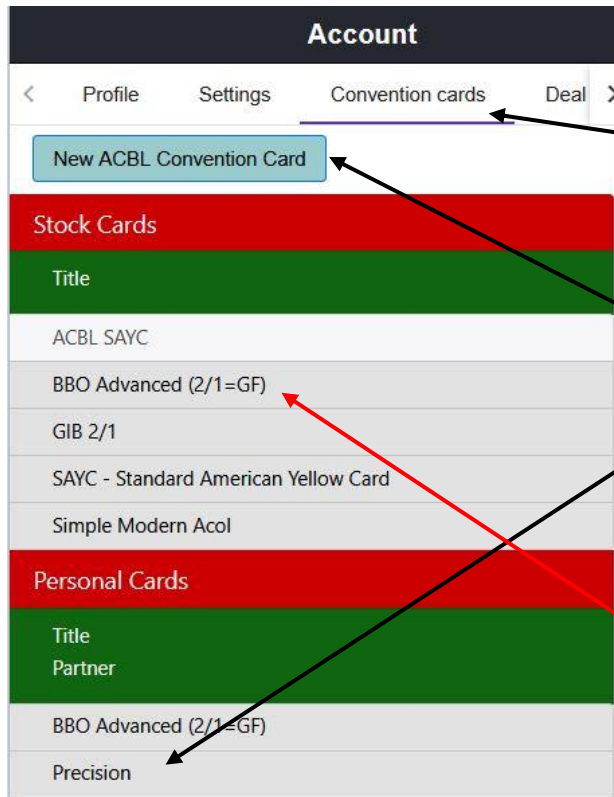
To adjust settings and enter a convention card, you will click on the Account tab

If you want to enter conventions that you play, you can type them in here.

The screenshot shows the 'Settings' page for user 'smpowell'. The page has a top navigation bar with 'Profile', 'Settings', 'Convention cards', and 'Deal archive'. The main content area is divided into two sections: 'GENERAL' and 'PLAYING'. The 'GENERAL' section includes 'Split screen' (on), 'Tools at right' (on), 'Sound effects on' (off), and 'Animation' (on). The 'PLAYING' section includes 'Pictures of cards' (on), 'Confirm bids' (on), 'Confirm cards' (on), 'Autoplay singletons' (off), and 'Keyboard entry for bidding/play' (off). Each setting has a corresponding toggle switch.

Click on Settings to adjust your settings. I personally turn off the Sound effects, and turn on Confirm Bids and Confirm Cards. I have found that without confirming bids and cards it is too easy to make a mistake.

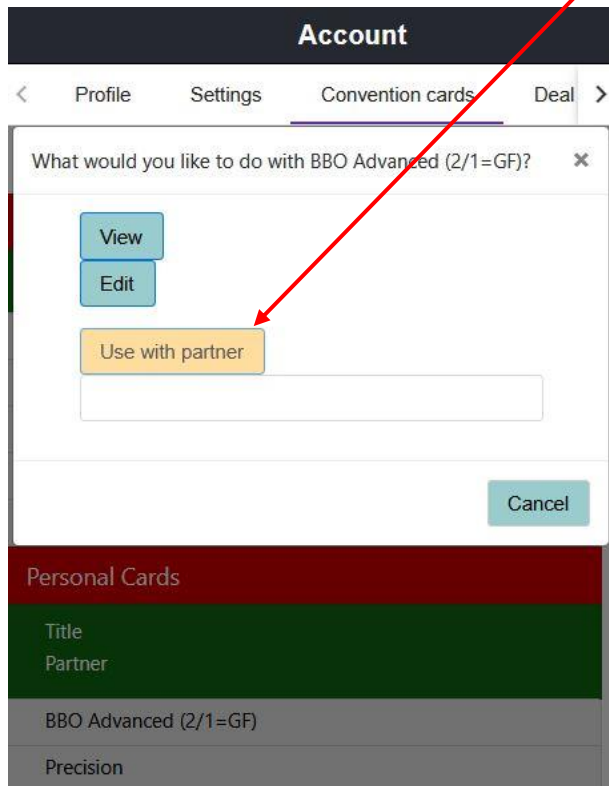
## Setting up a Convention Card



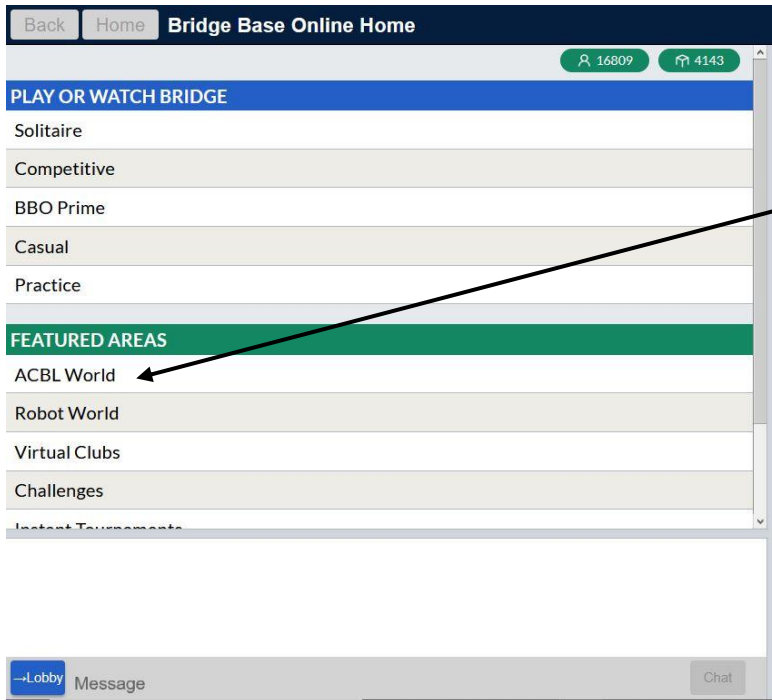
To use a Convention Card other than the ACBL SAYC, you will have to enter it here. This is when you are still in the Account tab.

If you are using a non-standard card, you will click on this tab. That is how I got the "Precision card" under my Personal Cards.

If want to use a Stock Card, click on one of the choices and this box will open for you to enter with whom you play that card.



## Making sure that your ACBL number is entered in BBO



Bridge Base Online Home

PLAY OR WATCH BRIDGE

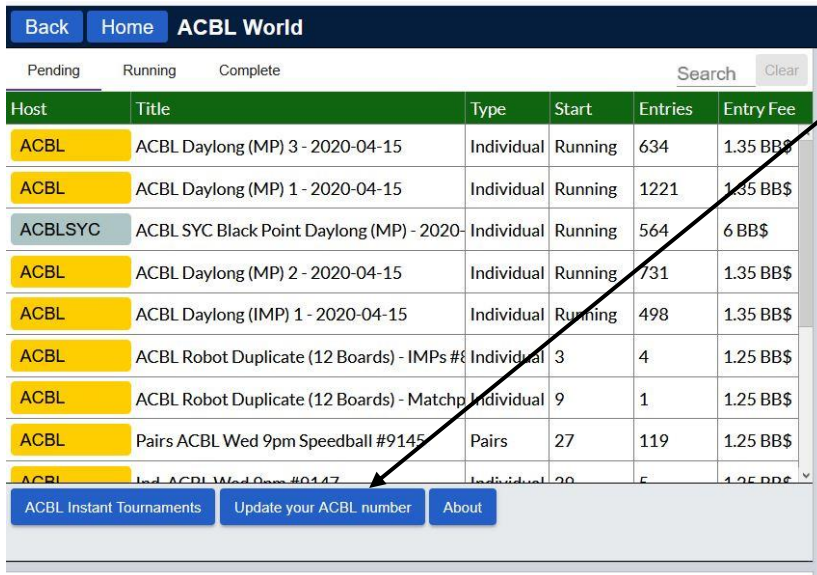
- Solitaire
- Competitive
- BBO Prime
- Casual
- Practice

FEATURED AREAS

- ACBL World
- Robot World
- Virtual Clubs
- Challenges
- Instant Tournaments

Message Chat

In order to play in the Virtual Club games, BBO must have your ACBL#. To enter your ACBL# or to make sure your ACBL# is already entered, click on ACBL World.



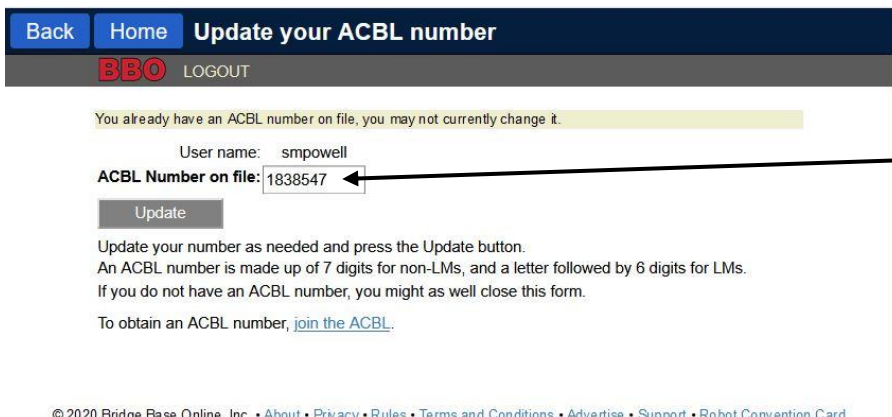
ACBL World

Pending Running Complete Search Clear

Host	Title	Type	Start	Entries	Entry Fee
ACBL	ACBL Daylong (MP) 3 - 2020-04-15	Individual	Running	634	1.35 BB\$
ACBL	ACBL Daylong (MP) 1 - 2020-04-15	Individual	Running	1221	1.35 BB\$
ACBLSYC	ACBL SYC Black Point Daylong (MP) - 2020-	Individual	Running	564	6 BB\$
ACBL	ACBL Daylong (MP) 2 - 2020-04-15	Individual	Running	731	1.35 BB\$
ACBL	ACBL Daylong (IMP) 1 - 2020-04-15	Individual	Running	498	1.35 BB\$
ACBL	ACBL Robot Duplicate (12 Boards) - IMPs #	Individual	3	4	1.25 BB\$
ACBL	ACBL Robot Duplicate (12 Boards) - Matchp	Individual	9	1	1.25 BB\$
ACBL	Pairs ACBL Wed 9pm Speedball #9145	Pairs	27	119	1.25 BB\$
ACBL	Wed ACBL Wed 9pm #0417	Individual	20	5	1.25 BB\$

ACBL Instant Tournaments Update your ACBL number About

Click on Update your ACBL number.



Update your ACBL number

BBO LOGOUT

You already have an ACBL number on file, you may not currently change it.

User name: smpowell

ACBL Number on file: 1838547

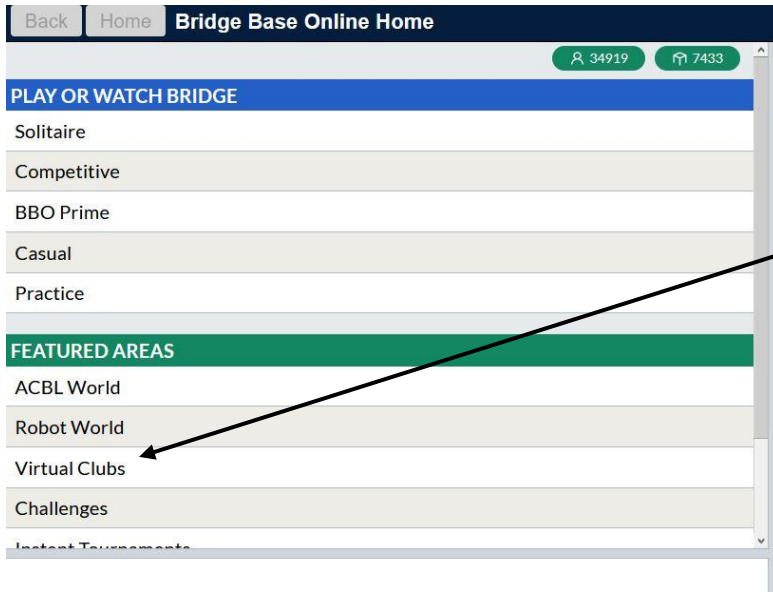
Update

Update your number as needed and press the Update button.  
An ACBL number is made up of 7 digits for non-LMs, and a letter followed by 6 digits for LMs.  
If you do not have an ACBL number, you might as well close this form.  
To obtain an ACBL number, [join the ACBL](#).

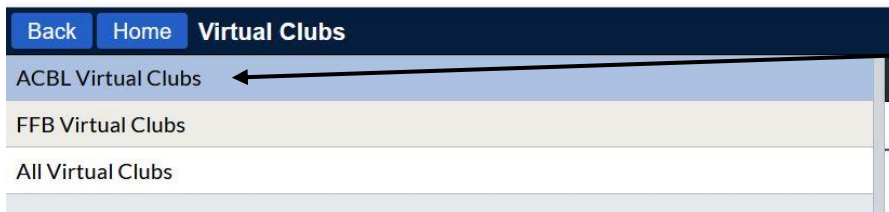
© 2020 Bridge Base Online, Inc. • About • Privacy • Rules • Terms and Conditions • Advertise • Support • Robot Convention Card

If BBO has your ACBL number it will show here. If you see "no value", then enter your number and click Update. You MUST then log off of BridgeBase and log in again for your ACBL# number to take effect in BBO.

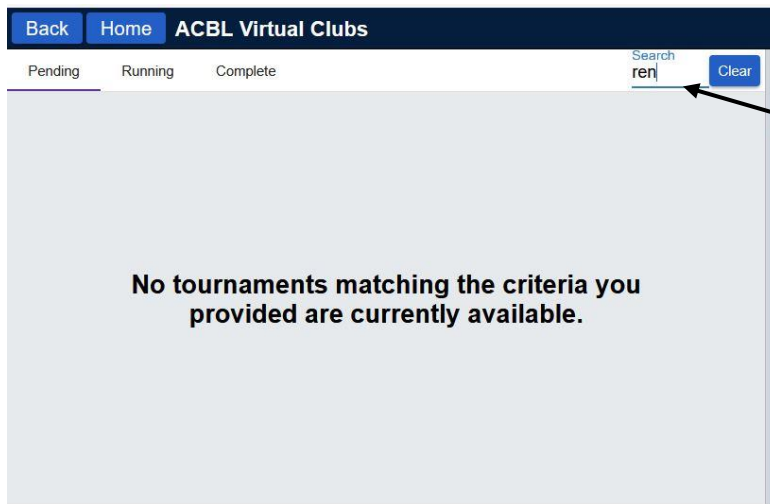
# How to register for a Virtual Game on BBO



There are several ways to find the game. This is just one option. Click on Virtual Clubs.



This screen will open. Then click on ACBL Virtual Clubs



There will be several Virtual Club games listed. So, to narrow it down, type ren (for Reno) in the search box. For other clubs type in a couple of identifying letters.



Once you locate the game, select it by clicking on it. This registration box will open. If you have a partner, enter his/her BBO name here. If you are feeling generous, you can pay for them by checking this box. **No one gets charged until after the tournament is running.**

## How to find a partner or sign up for the partnership desk

Back Home Pairs ACBL Sun 10pm Speedball #3218

Register Details Entries (86 Max 300) Partnership Desk (32)

besigheim	8	Invite (1.25 BB\$)
bgturley	11	Invite (1.25 BB\$)
cozamar	8+	Invite (1.25 BB\$)
gandy	9	Invite (1.25 BB\$)
jbelur	9+	Invite (1.25 BB\$)
Jean Anne	9	Invite (1.25 BB\$)
julisprit	8+	Invite (1.25 BB\$)
micki12		Invite (1.25 BB\$)
sarib	7+	Invite (1.25 BB\$)

**Add your name**

I will pay for only myself Partner must pay for me

If you don't have a partner, you can enter your name at the partnership desk or choose a partner from the partnership desk.

Click Invite to ask someone from the partnership desk to play with you. NO, you do not have to pay for them.

To add your name to the partnership desk, click one of these.

## How do I know if I am registered?

Back Home Robot Tournaments

Pending Running Complete Search Clear

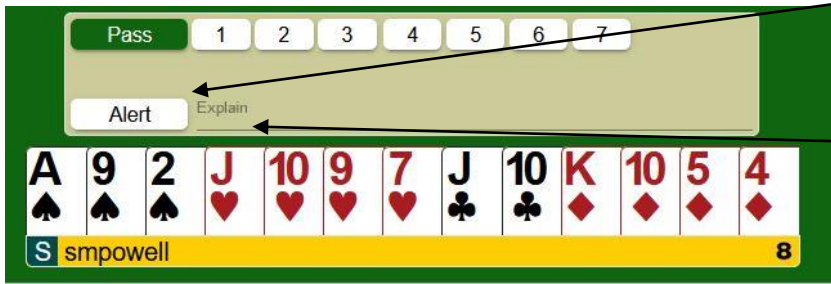
Host	Title	Type	Start	Entries	Entry Fee
bbo	\$0.25 Robot Race #8224	Individual	<1	0	0.25 BB\$
bbo	5 BB\$ Robot Reward - Best Hand #8268	Individual	3	1	5 BB\$
ACBL	ACBL Robot Duplicate (12 Boards) - Match	Individual	3	23	1.25 BB\$
bbo	Robot Duplicate - (IMP) #8080	Individual	3	1	0.29 BB\$
bbo	1 BB\$ Robot Reward - Best Hand #8305	Individual	5	1	1 BB\$
bbo	Robot Duplicate - (MP) #8334	Individual	7	0	0.45 BB\$
bbo	Robot Rebate 55% #8307	Individual	7	1	1 BB\$
ACBL	ACBL Robot Duplicate (12 Boards) - IMPs #	Individual	9	1	1.25 BB\$
bbo	Robot Duplicate - (IMP) #8275	Individual	11	0	0.29 BB\$

Substitutes

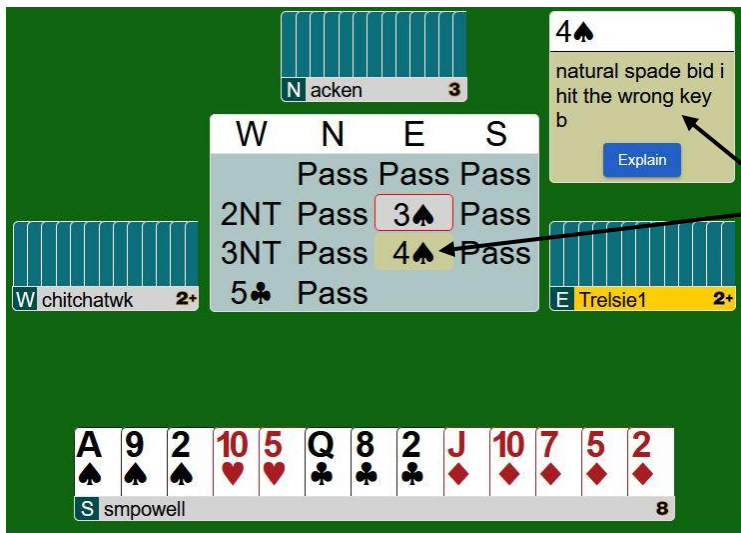
Once you are registered for a game, the game will be highlighted in yellow.



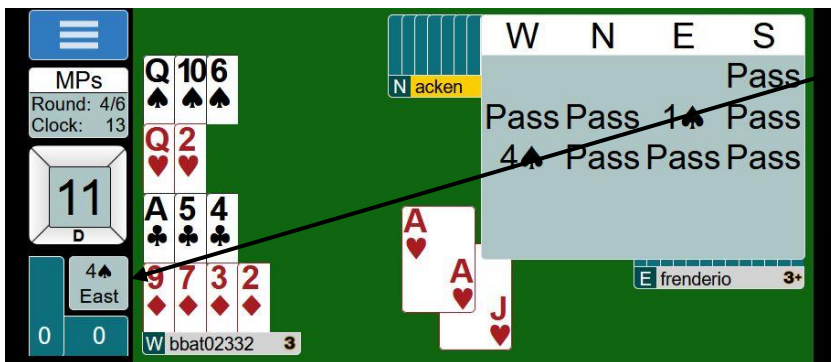
## Bidding/Alerting/misc during the game



In BBO, you self-alert. When you do this, the opponents and you will be able to see the alert, but not your partner. In fact, your partner will not even see that the bid has been alerted! Click Alert and type in the explanation, then click on the bid, then. Order does not matter if you have Confirm Bids turned on in settings. Otherwise, you must alert and explain before entering the bid.



To ask the meaning of a bid, click on the bid. In this case, the opponent bid 4 spades after the we were told that the 3 spade bid was a relay to clubs. I clicked on the 4 spade bid and an explanation box was sent to the East player. After explaining the bid, everyone but the West player saw the explanation box. To get rid of the explanation box, click somewhere in the box.



If at any time you want to review the bid, click on this box (the contract box.) To remove the bidding box, you will have to click on the contract box again.

## Bidding/Alerting/misc during the game

To call the director or to view the opponents' convention card, click on this blue box.

If you are ever curious about how you are doing, click on the MPs box and the History box will pop-up.

History		Other Tables			
13	4♠W=	620	80%	20%	
14	6♠N-1	50	3.3%	96.7%	
15	4♠W+1	450	92.3%	7.7%	
16	6♥N-1	50			
17	5NTW-2	100			

Not a good bid by North. To see why it's a bad board, click on the board and another box will pop up.

If you click on Other Tables, you will see what other tables bid.

Board	Result	We	They	We	They
14	3NTWx-7	1700		100%	0%
14	5♦Wx-6	1400		99.3%	0.7%
14	6♣Ex-4	800		98.2%	1.8%
14	5♣Ex-4	800		98.2%	1.8%
14	5♣Ex-3	500		97.2%	2.8%
14	4♠S+2	480		90.5%	9.5%
14	4♠S+2	480		90.5%	9.5%

## After the game – Reviewing games/boards

History						
My Table		Recent hands		Recent tournaments		
#	Title	Score	Ranl	Mast	Prize	
3935	#3935 Support Your Club /	53.34%	5			
5367	#5367 Support Your Club /	46.14%	6			
8773	#8773 Support Your Club /	60.99%	1	1.05		
1633	#1633 ACBL Robot Duplic	56.90%	3	0.24		
1607	#1607 Support Your Club /	51.62%	4	0.28		
2861	#2861 Support Your Club /	44.72%	8			
4231	#4231 Support Your Club /	53.34%	2	0.56		
5186	#5186 Support Your Club /	54.73%	4	0.28		
7170	#7170 Support Your Club /	49.64%	3	0.52		
1213	#1213 ACBL Robot Duplic	-5.86 IMP:	7			
1263	#1263 Support Your Club /	55.06%	2	0.56		

To review boards that you have played in the past, go to your History tab and then Recent tournaments. You can choose any tournament from the list.

These are the boards from Tournament #2861

#2861 Support Your Club ACBL Black Point Game					
Date: 2020-04-09 08:59		Host: ACBLSYC			
Rank: 8		Score: 44.72%			
Prize: 0.00 BB\$		Masterpoints: 0.00			
Board	Result	We	They	We	They
15	3♣N+2	150		91.1%	8.9%
16	5♥Sx-2		300	11.2%	88.8%
17	3♦W+3		170	29.7%	70.3%
18	1NTN+3	180		91%	9%
		44.7%	55.3%		

N	W	E	S
♠	♠	♠	♠
♥	♥	♥	♥
♦	♦	♦	♦
♣	♣	♣	♣

You can view the results of the game by clicking here.

Now you can choose any of the 18 boards from that tournament to review.

## After the game – Reviewing games/boards

Board 15

N acken 3  
 ♠5  
 ♥AJ1082  
 ♦532  
 ♣AK102

W susanzam 2  
 ♠Q1064  
 ♥Q654  
 ♦AQ4  
 ♣84

E Carole88  
 ♠J872  
 ♥K93  
 ♦KJ107  
 ♣J7

S smpowell 8  
 ♠AK93  
 ♥7  
 ♦986  
 ♣Q9653

Pass 1♥ Pass 1♠  
 Pass 2♣ Pass 3♣  
 Pass Pass Pass

3♣ North  
0 0

Buttons: Previous deal, Previous trick, Next trick, Next deal, Other Tables

This is board 15 from Tournament #2861 – the tournament from the previous page.

You can advance through the play of the hand by clicking on Next trick. This same procedure can be used to view other table's bids and plays of the hand.

Board 14

N acken 3  
 ♠K8632  
 ♥K64  
 ♦542  
 ♣83

W Tynaje22 3+  
 ♠Q10  
 ♥J95  
 ♦J986  
 ♣Q94

S smpowell  
 ♠A9754  
 ♥AQ  
 ♦K103  
 ♣A2

6♣ North  
0 0

Buttons: Previous deal, Previous trick, Next trick, Next deal, My Table

Context Menu:

- Pictures of cards
- Show played cards
- Advance card by card
- Show double dummy
- Export

If you want to review the hand with another BBO player you can Export the hand by clicking on the blue box with the 3 white lines and then clicking on Export.

Board 15

N acken 3  
 ♠5  
 ♥AJ1082  
 ♦532  
 ♣AK102

W susanzam 2  
 ♠Q1064  
 ♥Q654  
 ♦AQ4  
 ♣84

E  
 Pass 1♥ Pass  
 Pass 2♣ Pass  
 Pass Pass Pass

S smpowell  
 ♠AK93  
 ♥7  
 ♦986  
 ♣Q9653

3♣ North  
0 0

Buttons: Previous deal, Previous trick, Next trick, Next deal, Other Tables

Context Menu:

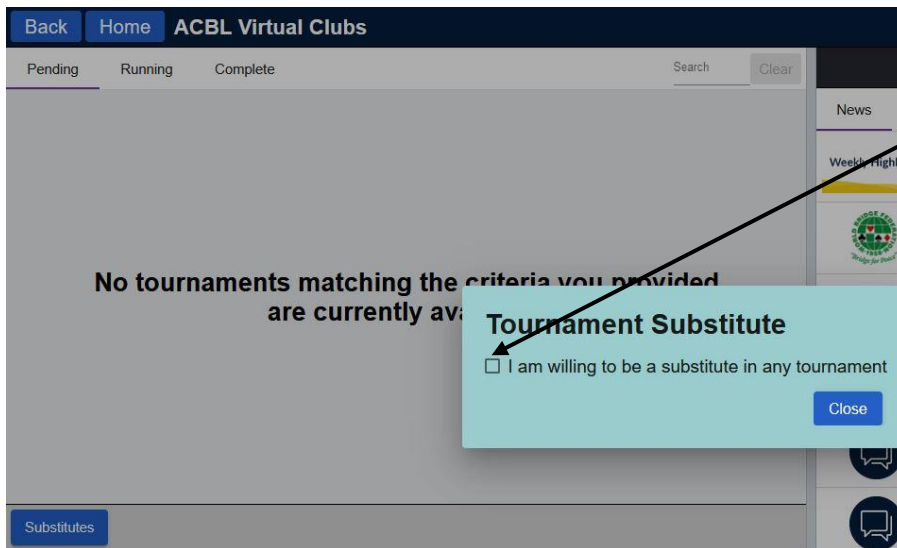
- Send to member
- Send abuse report
- Save deal as
- Handviewer link
- Hand editor

When you send it to another BBO member, s/he will be able to retrieve it from his/her BBO mail, which can be accessed by clicking on the Messages tab, then choosing the Mail tab.

## Becoming a Substitute



As you may know, substitutes are needed for Virtual Club games if there is a half table or if a player gets logged off and can't get back on. If you would like to make yourself available to be a sub, go to the Home screen and click on Virtual Clubs and then ACBL Virtual Clubs. You will see the Substitutes button in the bottom left corner.



If you check this box, your name will be on the Substitute list. Once you are on the list, you may be called to substitute at any time.