



ScoreBridge; Visitor's Name Slip – Guide (Appx A)

Visitor's Name Slip

At the start of each event all players (members and visitors) must have a **Personal Identity Number (Pid No.)**. It is the 3-digit **Club-ID** number on the **ScoreBridge Player Database** and is required to identify players sitting at each table at the start of play. It is entered into the BridgeMate handsets and the corresponding names are displayed and verified.

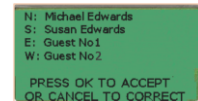


All members, and some historic members, have an allocated (permanent) Pid. No. A printed list is available at the event.

Visitors are required to complete and submit a **Visitor's Name Slip** prior to the start of an event.

The slip defines the visitor's name, preferably first name and surname, with the table number/direction they are sitting and their partner's name.

Each visitor will be given a (pre-defined) guest **Pid No.** There are ten (such numbers). This is to be used by the visitor at the start of play



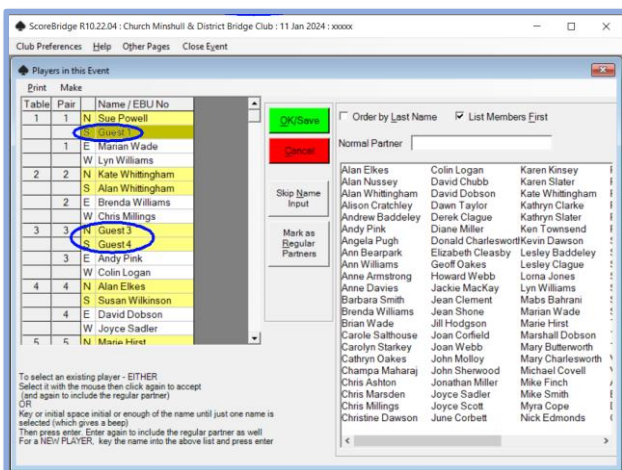
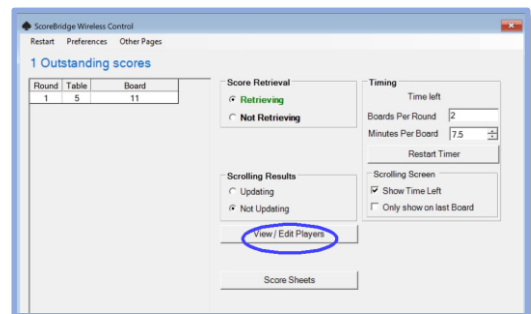
but the displayed number on the BridgeMate handset will be displayed as **Guest-n**.

The given number is a 1-time number, to be used by the visitor at this event only. The number will be available to another visitor at the next club session.

Scorer will take action to adjust each 'Guest-n' (playing at this event), to the Visitor's 'name' on the **Visitor's Name Slip**. This must be completed prior to activation of the scrolling results and publication of results to BridgeWebs (web-site). The handset name will not change.

Scorer's Action – on ScoreBridge.

With **Scorebridge** open and displaying the **Wireless Control** tab, (i.e. after all tables have registered attending players and before completion of the last played round) select and click the **View/edit Players** button. This will display the Scorebridge **Players in this Event** tab.



Select each Guest-n and overwrite with the visitor's name by either, selecting their name from the list on the Players Database, or, if not there, by typing the name from the slip and pressing enter.

For the latter you will have to add this name to the Players Database, as a visitor, but (normally) with no Club Id (PiD. No.) number. Press the **OK/Save** button to commit to the Player Database.