




Archway Bridge Club BridgeWebs Website---Brief User Guide:

The new Archway web site is: <https://www.bridgewebs.com/chepstowarchway/>

The web site is best viewed on a PC or laptop – **which gives access to all the web site's features**. If you are viewing on a mobile phone or tablet, please click on the "Switch to Mobile / Switch to Desktop" link below the Menu if you wish to view in Mobile format.

The pages of the web site are accessed from the menu with blue icons on the left of the screen.

Most of the menu headings are self-explanatory and are not covered in these notes - please take a look around (including the BridgeWebs links ...  New  ... above the menu) to familiarise yourself with the new site. Under , the "Using your Web Site - Members" link is quite comprehensive.


Two main-menu headings will be explained further in these notes: "Results" and "Members Only".

1 Results

There are three sub-tabs:

1.1 Results Calendar - click on the date of interest to show the non-handicapped results. There are five tabs at the top of the Results page. If the hand is shown (and on a PC only), hover the cursor over a hand to show information: point count, loser count, quick tricks, etc:

- **Ranking** - shows the event's rankings with percentages
- **Scorecards** – click on 'Players' to select your pair
- **Matrix** – as usual
- **Travellers** – as usual
- **Hands** - allows you to view or download the set of hands played in different formats

When on the Ranking and Scorecards tabs, you can access "Play It Again" underneath any hand. This accesses Bridge Solver On-Line (BSOL) in a new window. There are many options including playing any selected board again. If you are interested in this, there is a detailed description of the "Play It Again" feature under the  icon on the "Play It Again" window.

1.2 Personal Analysis

You can log in to the Members' Area (see below) to access a graphical review of your recent performance.

1.3 Hand of the Month

This tab provides discussion of interesting hands that have recently occurred and to allow replay of those hands.

2 Members Only Tab

All Club members have been pre-registered in the database. Before you can access the members' area for the first time, you will need to create a personal password. Once the password has been set up and used you can then enter the members' area with EITHER your email address and password OR your name and password. For example, Pete Taylor can log in as Pete Taylor with password OR ptpetectaylor@gmail.com and password.

You can update your personal details and preferences e.g. if you want other members to be able to see your email address and phone number.

The Members Only tab:

- shows information about individual performance
- allows access to the "Find a Partner" function and the members' database for contact details and sending messages etc.