

Cashless Payments

From now, when you play on-line with RealBridge, you will be paying table money direct to Penylan Bowling & Cardiff Bridge Club rather than to an on-line platform. So, no currency conversion charges either!

Step 1

Put money into your account with the Club:

Do you regularly pay for your partner? If so, you only need one Account between you.

Note: If you have already created an Account and do not need to top-up the Account, go to Step 2.

- **Follow this link:** <https://spadetickets.com/penylan/>

- **Scroll down the page and click on this logo:**
(The default top-up is £20. You can top-up any amount between £20 and £100).



- **Click on 'Add to basket'**
(You may need to scroll down to see this)
- **Click on 'View basket'**
- **Click on 'Proceed to checkout'**
(You may need to scroll down to see this)

The first time you pay money in you will need to complete a registration form with your personal details. This information is held safe and secure within the system which is compliant with GDPR (data protection) and PCI (Credit Card security).

- **Click 'Place Order'** once you are satisfied all the information is there.

You will receive email notifications that your Account has been set up and the payment has been received and the account balance updated. You can then:

- **Click on:**  [Home >](#)

(This is located near the top left of the screen).

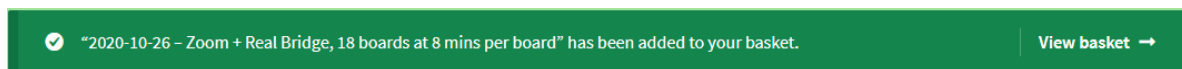
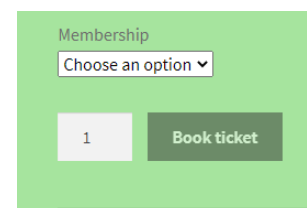
Cashless Payments

2

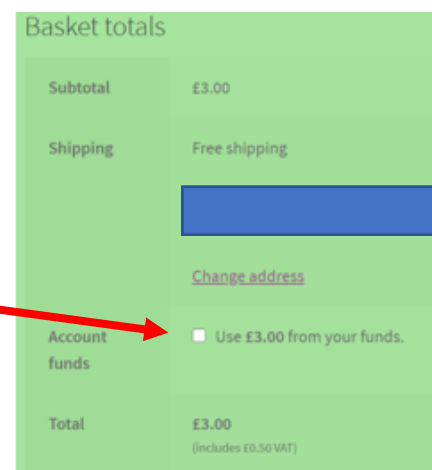
Step 2

Book attendance at a session:

- Click on 'Shop'
- Scroll to this logo:
(Note: In future there could be multiple sessions so choose the correct event!)
- Click on 'Book Ticket'
(You may need to scroll down to see this).
- Click on 'Choose an option' and select 'Member'
(Note: You may book tickets for more than one person at an event. e.g. You and a partner).
- Click on 'Book Ticket'
*(Note: At this point the following information appears above the RealBridge logo (**it is not obvious the first time you do this!**)*



- Click on 'View basket' on the right of above banner.
(Scroll down to see the contents of the basket and check the contents).



- **IMPORTANT** Click on this box to take the money from your Account.
- Click on 'Proceed to checkout' and your Billing details will appear.
(You may need to scroll down to see this).
- Click 'Place Order' once you are satisfied all the information is present.
(Make sure there are no error messages present).

Cashless Payments

3

You will receive 3 emails:

- 1. Your Order has been received.**
- 2. Your Order has been completed.**

Both will contain the link to play in the RealBridge session.

Product	Quantity	Price
2020-10-19 - Zoom + Real Bridge, 18 boards at 8 mins per board - Member	1	£3.00
Please use this link to access RealBridge on 19/10. https://play.realbridge.online/?t=[REDACTED] Remember to shut Zoom down first!		

- 3. Your Ticket.** **This will contain a link to a zoom meeting if one is involved.** E.g. On Mon Eves there will be tuition on zoom, followed by supported play on RealBridge.

Zoom Meeting

Topic: Mon Eve

Start date: 19 October 2020

Start time: 6:30 pm BST

End time: 9:30 pm BST

Duration: 3 hours

Recurrence: Weekly on Monday, 10 occurrences

Meeting ID: [REDACTED]

Meeting password: [REDACTED]

[Join this meeting](#)

Note: You can check your Account at any time at the top of the Home screen: It will contain the amount left in your Account and a copy of all your Orders.

Bridgewebs Event Calendar **My account** Checkout Shop