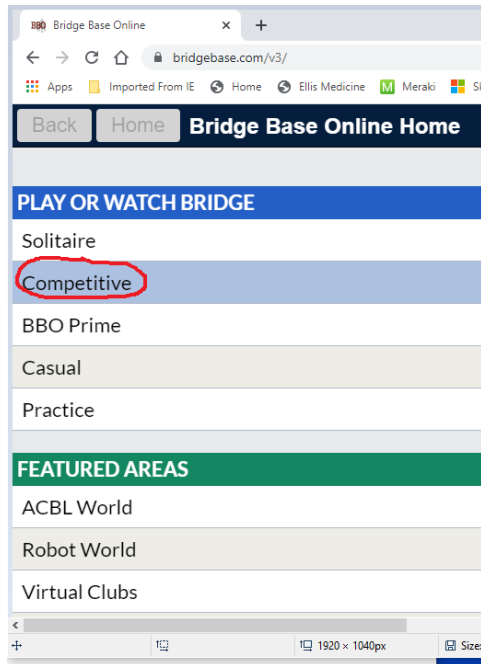
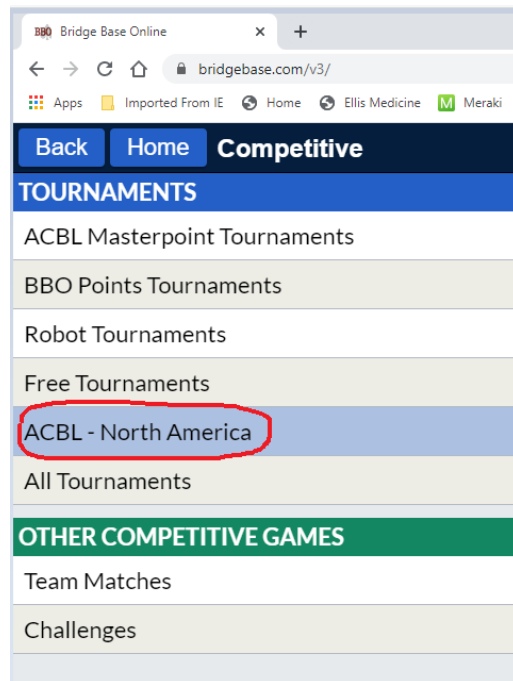


## How to register for Bridge Studio of Delaware's Games on BBO

From the home screen, under Play or Watch Bridge, click on "Competitive"



On the Next Screen, under Tournaments Click on "ACBL – North America"



You will likely see a long list of a lot of events.

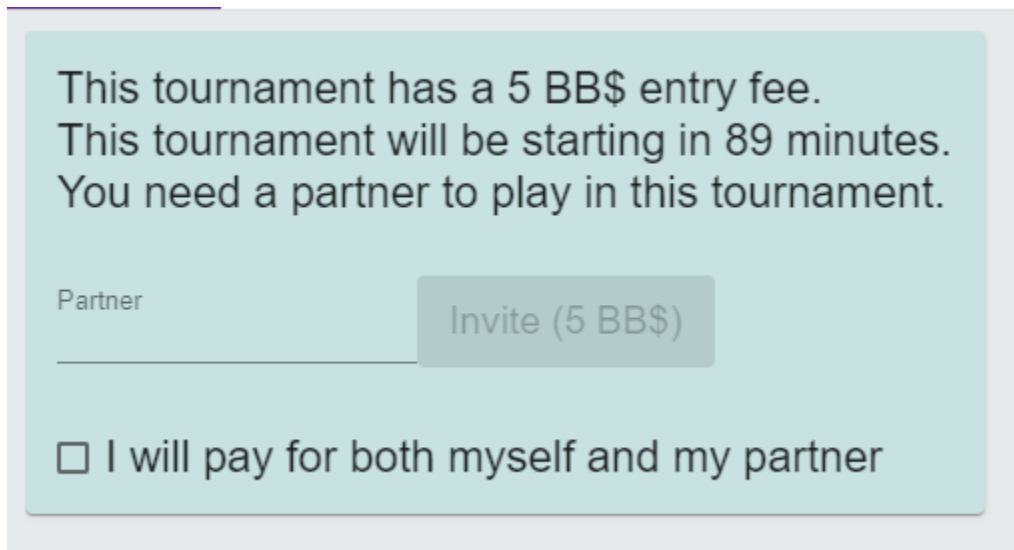
Find the search box in the top right corner, and type Delaware in:

The screenshot shows the Bridge Base Online interface. At the top, there are navigation buttons: Back, Home, and ACBL Virtual Clubs. Below these are tabs for Pending, Running, and Complete. A search box is located in the top right corner, circled in red. The main content is a table with columns: Host, Title, Type, Start, Entries, and Entry Fee. The table lists 13 events, including 'VACB103333 Pairs 6.30pm Duke City Bridge Club #5352' and 'vacb206037 6:30pm Speedball Denver Metro Bridge #528'. At the bottom, there is a 'Substitutes' button and a 'Lobby' button with a 'Message' field and a 'Chat' button.

And the List will be much shorter!

The screenshot shows the Bridge Base Online interface after a search for 'Delaware'. The search box in the top right corner is circled in red and contains the text 'delaware'. The table now only displays one event: 'vacb252155 Bridge Studio of Delaware #5428'. The rest of the interface, including the navigation buttons and tabs, remains the same.

Click on the text “Bridge Studio of Delaware” under the Title column and a registration form will open up:



This tournament has a 5 BB\$ entry fee.  
This tournament will be starting in 89 minutes.  
You need a partner to play in this tournament.

Partner \_\_\_\_\_

I will pay for both myself and my partner

**NOTE:** Before proceeding, your partner will have to be online to accept the invitation!!

Type your partner’s name on the line and click Invite. If your partner is online, they will get a popup window that allows them to Accept the invitation, and you will be registered if partner clicks OK.

Partner didn’t have to do this step if you did – they just have to log into BBO and wait to accept the invitation when it pops up.

If partner is not online or doesn’t accept the invitation, it will expire in a few seconds, it won’t wait for them indefinitely. You will have to invite them again.

You can see who else is registered by Clicking on the “Entries” tab:



The screenshot shows a game interface with a dark blue header containing 'Back' and 'Home' buttons. Below the header is a navigation bar with four tabs: 'Register', 'Details', 'Entries (10 Max 100)', and 'Partnership Desk (0)'. The 'Entries' tab is selected and underlined. The main area displays a list of 10 registered players, each with a name, a rating, and a partner name. The ratings are shown in bold black text, and some have a plus sign. The partner names are shown in a smaller font.

Player Name	Rating	Partner Name
33AKQJ	3	loveno
eamgroup	2+	Plumbridge
edgoldman	2+	lilpav 2
gsquare	3+	mbtinsley 3
gwh965		gpsue
markohm		beatrice78
mlarson9	2+	97501 2+
NettieMoor	5	pragmatic8 3+
sheeba1		fishman49 3
viola888		taosgator

There's also a partnership desk feature that you can use there to try to find a partner.

**Note:** Make sure you and your partner are back on BBO by game time, or the game will start without you!!