

How to Play in the BBA On-Line Pairs Events

The BBA On-Line Pairs events are licensed via the EBU and take place on the Bridge Base Online (BBO) platform. The BBO is an American Bridge host site so all table monies are collected in American dollars (more on this later).

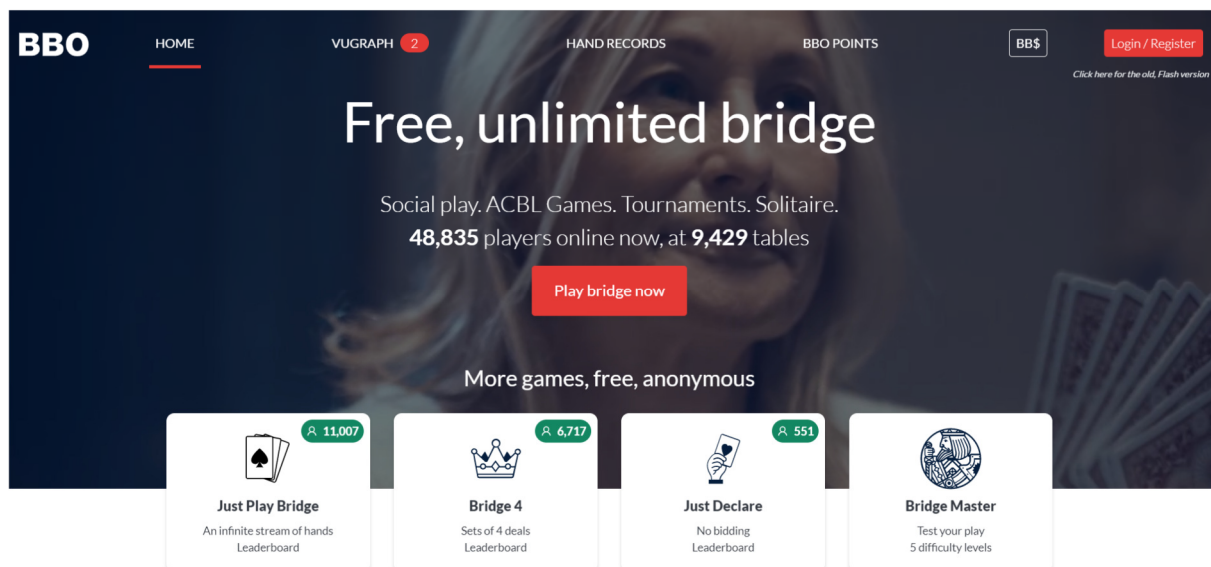
In order to register and play in the events you need the following:

- A dedicated PC / Mac / Tablet with an industry standard browser (e.g Edge).
- A stable internet connection.
- A BBO user name (alias) and security password.
- Have your BBO identity registered with the BBA
- Have pre-purchased BB\$ on the BBO website with a credit card or Paypal Account

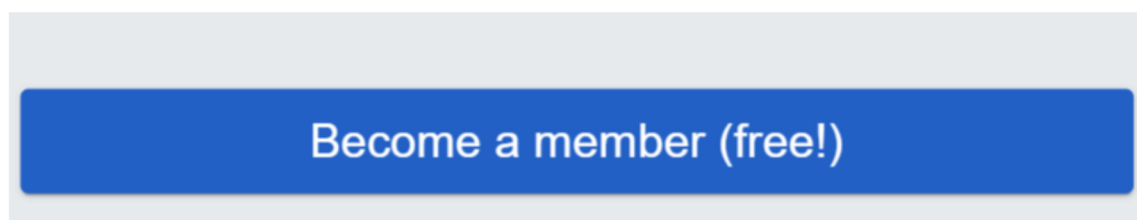
Registering with the BBO

In your Web browser enter 'BBO' and select the:site - [Bridge Base Online - Play Online Bridge](https://www.bridgebase.com)

You will be presented with this screen



Click on the Become a member (free!) button.



Click on the 'Play Bridge Now' button.

You will be presented with the registration screen.

Registration screen for BBO (Bridge Base Online). The screen displays the following fields and options:

- User name:** DemoReg (Available, 7/10 characters)
- Password:** (Required, 10/10 characters)
- Confirm password:** (Required, 10/10 characters)
- E-mail address:** telboy@gmail.com (Required, 10/10 characters)
- Real name:** Beds Events
- ACBL Number:**
- Other:** Acol, 12-14 NT, RST, 3 weak two's, RKCB 30/41, Regal / Wriggle over 1NT doubled. Michaels CB, UCB, Unusual NT, HELD, McKenny.
- Skill level:** Private, Novice, Beginner, **Intermediate**, Advanced, Expert, World Class
- Country:** Georgia, **England**, Greece, Grenada, Guadeloupe, Guatemala, Guvana

At the bottom, there is a checkbox ☒ I agree to the [Terms of Service](#) and a **Register** button. A footer bar contains **Help** and **Privacy policy** buttons.

Enter a User name for yourself. This will be your BBO identity going forward. An example is 'MKJan' or 'BedsBob'. Select a password to make sign-on secure.

Enter your email address, *Ignore the 10 characters*, for contact and your real name.

Leave the 'ACBL Number' field blank.

Under 'Other' for now give a brief description of your system
e.g. 'ACOL weak NT 12-14, 4 card majors, 3 weak two bids.

You can easily update these details later so do not fret over your entry.

Select your skill level. I would suggest you choose between Beginner, or Intermediate, until you are more familiar with BBO.

From the drop down box select **England** as your country (not Great Britain).

If you are happy with the terms of service and the privacy policy tick the 'I Agree' box and then the 'Register button'.

You will receive confirmation via e-mail that your registration has been accepted but you will need to confirm by clicking the red link.

BBO Registration confirmation required Inbox x

Bridge Base Online <DoNotReply@bridgebase.com>
to me ▾

Welcome to Bridge Base Online!

Please finalize your registration for username **DemoReg**

[Click here to confirm](#) the registration request. If you are unable to click on the link, copy the following URL into your browser's address bar:

http://webutil.bridgebase.com/v2/register_confirm_user.php?u=DemoReg&r=egsmN7WyrFQB0kiM1vUPa3t0EARd49nlKpzHGSj8qf5oZclbLChDX6

Once you have done this, you will be able to login from our home page at <http://www.bridgebase.com>

Getting started

- [Quick Guide](#) showing how to find your way around BBO
- [Rules of our site](#)
- [Privacy Policy](#)
- [BBO Forums](#) — participate in discussions with other bridge players

If you have any trouble, contact us at support@bridgebase.com

This is an automated email from Bridge Base Online at <http://www.bridgebase.com/>.


Do not reply to this email.

Thank you for registering.


Bridge Base Online

Social play. ACBL Games. Tournaments. Solitaire.

User name

 DemoReg

Password

 ●●●●●●●●●●

Log in

☐ Remember me

☐ Invisible

[Forgot your password?](#)

Become a member (free!)

Back at your browser screen you can now log in.

You may want to click 'Remember me' to save keying in every time.

Registering you BBO user name with the BBA

In order to restrict the events to BBA members and associate members the BBA need a list of user names in order to accept registration for each event.

Now go to the Bedfordshire Bridge Association website and click on the '**Bedfordshire Online Bridge**' tab on the main screen.

Key in your name, BBO user name, EBU number and your e-mail address.

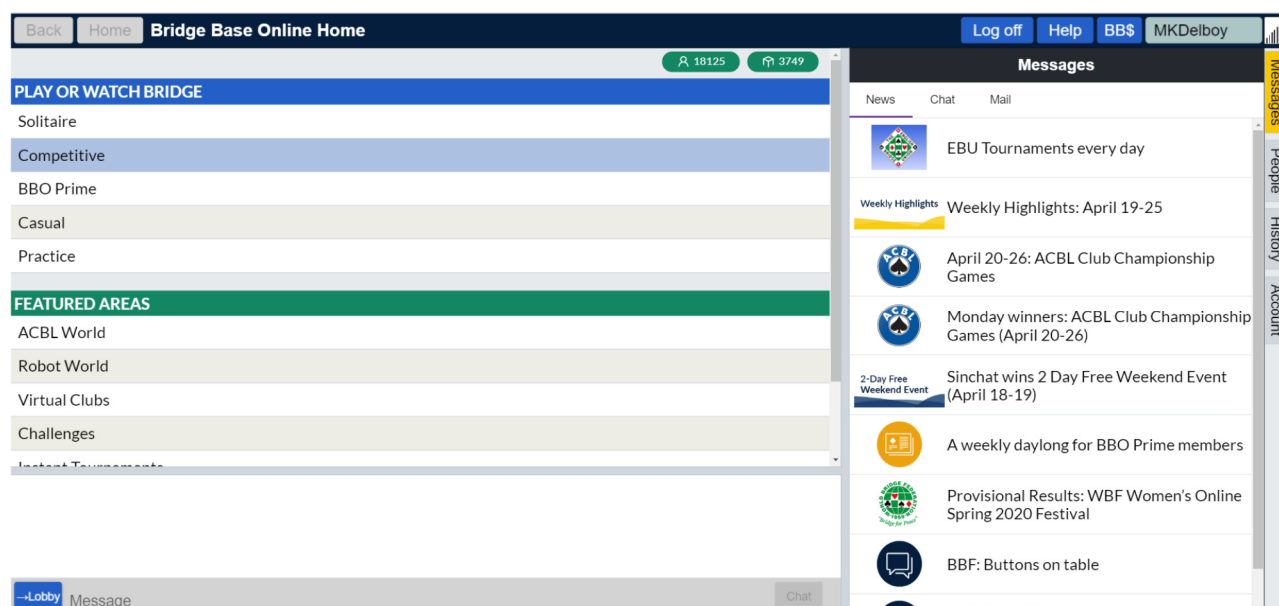
Now press the 'Submit' key.

You will receive a confirmation email. You are now a registered for BBA On-line events.

Buying BBO US\$'s to pay for a session.

BBO being a USA company takes payment for their sessions in US Dollars. So you will need to pre-purchase BB\$s before registering for an event.

When you log in to Bridge Base Online you will see three blue buttons on the top right of the screen. The third button is BB\$. Click on this button.

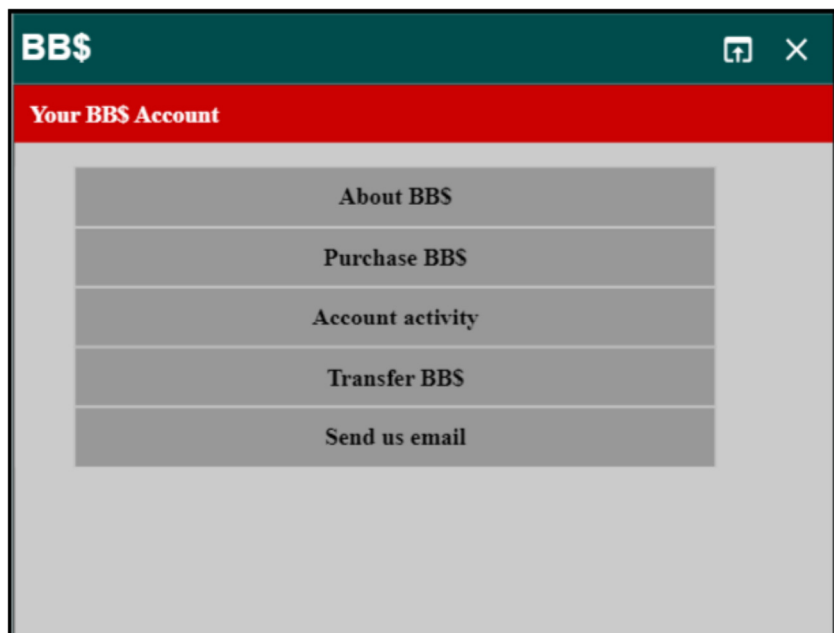


You may elect to purchase BB\$ before registering for each event or to advance purchase a modest amount to cover multiple events. While you can transfer BB\$ to another account, remember they are not refundable. It is worth reading the information given by the 'About BB\$'.

The rest of the options are self-explanatory.

You will need a credit card or a Paypal Account in order to purchase you BB\$s.

When registering for an event you will be given the option to pay for both yourself and your partner. So only one of you need have BB\$ ready to pay.



Joining a BBA online Event

Joining an event is very straight forward. Registration is open two hours prior to an event start time.

You call up BBO and sign in.

You select 'Competitive'

Then select 'All Tournaments'

Scroll down the list until you find the **Bedfordshire Online Bridge** event and select. *As the list gets very long of an evening you will find it quicker to use the search box.*

If you have a partner you enter their BBO User name and pay. You will be taken to a table to await start of play.

If you do not have a partner you pay and are placed in a waiting area where the director will match you with a partner.

Recommendation.

If you are not used to BBO then I would recommend that you sign on. Take the 'Solitaire' option and then the Just Play Bridge (free) option to familiarise yourself with how the bidding and play is presented.

Also you should read the rules on Self-Alerting. If your partner should normally alert your bid then, before you make the bid, you press the alert button then your bid. The bid is highlighted by a red border to the opposition. Your partner does not see this alert.