

Cancelling / Killing a Match in BBO

One player sets up the games for all 8 players – they are the 'Director' – a tab will appear either down the right-hand side (or across the bottom if playing on a Tablet.)

The Director's duties include setting up both matches, and also cancelling games, should something go wrong.

Case Study:


During a recent game, everyone was struggling to maintain a connection. The decision was taken to cancel the game, and set it up again.

Warning – if a game is cancelled, no results are kept by BBO.

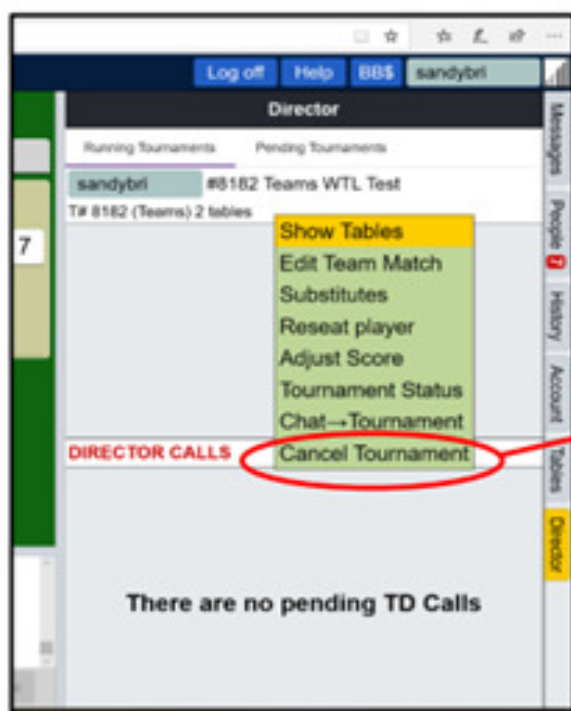
You should take a note of the contracts / scores as they are at that moment (a screenshot would be good) – only the boards played at both tables can be manually 'carried forward'.

Agree the boards for which a result has been achieved.

When the table is set up again, you only need to play the outstanding boards.

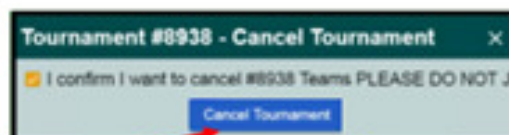


To cancel a game, the 'Director' needs to click on the Director's tab (only visible to the Host). This game needs to be cancelled before another game can be created.



To cancel the game:

1. Click on Director
2. Click on the # Match number
3. The menu shown should appear.
4. Click on 'Cancel Tournament'



Difference in points	IMPs
20-40	1
50-80	2
90-120	3
130-160	4
170-210	5
220-260	6
270-310	7
320-360	8
370-420	9
430-490	10
500-590	11
600-740	12
750-890	13
900-1090	14
1100-1290	15
1300-1490	16
1500-1740	17
1750-1990	18
2000-2240	19
2250-2490	20
2500-2990	21
3000-3490	22
3500-3990	23
4000+	24

To calculate the IMPS of 'lost' games, calculate the total matchpoints between the two tables, and convert to International match points (Imps) using the imp scale here.

e.g. +430 & -50 = +380 converts to 9 imps.